

APPLICATION GUIDE 2022

Racing Components



MAHLE Motorsport

Technically The Best Pistons & Rings In Racing

Customer & Technical Service 1-888-255-1942
Office Hours Mon - Fri 8am - 5pm EST

Website

MAHLEMotorsports.com

Social Media



www.facebook.com/MAHLEMotorsportNA
www.instagram.com/mahlemotorsport_na/
www.youtube.com/user/mahlemotorsport

It's astounding to consider that MAHLE has only been participating in U.S. Motorsport since early 2000. Because we have built on success in NASCAR, American Le Mans, and other top series, MAHLE continues to demonstrate why we are the first name in high performance racing pistons.

In recent years, MAHLE Motorsport powered vehicles have won multiple championships in everything from NASCAR, IRL, American Le Mans, World of Outlaws, SCORE Offroad, to local circle track and drag strip championships across the country and everything else in between, not to mention capturing world records in the quarter mile, and at the Bonneville Salt Flats.

Whether you're competing professionally, running a street/strip car, time attack, diesel drag or pulling, race on dirt or asphalt, be a part of the winning tradition of MAHLE Motorsport.



PowerPak Piston Sets

The Racers Best Value



Phosphate Coated To Reduce
Micro-Welding & Pin Galling

Light Weight Slipper Skirt Forging

Fully Machined Crown



Machine Finished
Pin Bores

GRAFAL®
Anti-Friction Skirt Coating

Low Drag Ring Pack
Proven To Increase
Horsepower & Torque

High Strength, Light
Weight, Steel Pins

Table Of Contents

	Page		Page
NEW PRODUCTS FOR 2022	1-2		
APPAREL	1		
SMALL BLOCK CHEVY		SMALL BLOCK FORD	
Flat Top.....	3	Flat Top.....	16
Flat Top 4-Valve.....	3	Sealed Race Engine.....	17
Wissota.....	3	Wissota.....	17
2bbl Light Weight Flat Top.....	4	Flat Top Trans Am TA2.....	17
2bbl 22° / 23° Flat Top	4	Dome.....	17
21° Flat Top.....	4	Inverted Dome.....	17-18
305ci.....	5	Twisted Wedge Flat Top.....	18
305ci Gasported PowerPak Plus	5	Twisted Wedge Dome.....	18
GM 604 Crate Drop In.....	5	Cleveland.....	19
23° Dome.....	5		
23° Dome Gasported PowerPak Plus.....	6-7	MODULAR	
Inverted Dome.....	7	Modular 4.6L.....	19
Inverted Dome 4.3L v6.....	7	NHRA Legal Modular 5.4L 4-Valve	19
		Modular 5.4L 2-Valve or 4 Valve.....	19
LS 5.3L		5.0L Modular Coyote 4-Valve.....	19
Flat Top & Dome.....	8	5.0L Modular 4-Valve Coyote/Voodoo.....	19
Dome.....	8	5.0L Modular Coyote Gen 3 DI.....	19
Dish.....	8	NHRA Legal Modular 5.0L 4-Valve.....	20
		NHRA Legal Modular 5.0L 4-Valve.....	20
L83 5.3L DIRECT INJECTED		5.2L Voodoo Drop-In.....	20
Drop In Replacement.....	8		
		FORD FLAT HEAD	
LS 5.7L & 6.0L		3/16" Standard Dome.....	20
Flat Top.....	8		
Dish.....	9	BIG BLOCK FORD	
		Std Valve Location Cyl. Head.....	20
LS 6.0L & 6.2L		SCJ, Kaase P-51, AFR 14° Cyl Head.....	21
Flat Top.....	9	Kaase Boss Nine@.....	21
Flat Top Trans Am TA2.....	9	FE Flat Top.....	21
Dish.....	10	FE Dish.....	21
Dish LSA / LS9.....	10		
Dome.....	10	SMALL BLOCK MOPAR	
		Flat Top.....	22
LS 7.0L		Dish.....	22
Flat Top.....	10		
Dish.....	10	BIG BLOCK MOPAR	
		Flat Top.....	22
LS COMBO			
Dome.....	11	HEMI	
		5.7L Stroker.....	22
LSX COMBO - Fits Multiple LS Heads		6.1L Drop In Replacement.....	22
Flat Top.....	11	6.1L Stroker.....	23
Dish.....	12	NHRA Legal 6.1L & 6.4L.....	23
Dome.....	12	6.4L Drop-In Replacement.....	23
LT 6.2L		TOP ALCOHOL HEMI	
Flat Top.....	12	Dome.....	23
Inverted Dome.....	12		
		SMALL BLOCK OLDSMOBILE	
NHRA LEGAL COPO CAMARO		Flat Top.....	23
Dome.....	12		
		BIG BLOCK OLDSMOBILE	
BIG BLOCK CHEVY		Dish.....	23
Flat Top.....	13		
502 Marine Drop In.....	13	BIG BLOCK PONTIAC	
Dome.....	13	Flat Top.....	23
Dish.....	13		
Elite Sportsman Drag Series 24° / 25°.....	14		
Elite Sportsman Drag Series 20°.....	15		

Table Of Contents

	Page		Page
ACURA		SUBARU	
B18C1 DOHC VTec 1.8L.....	24	2.0L EJ20.....	28
RSX K20 2.0L.....	24	2.2L Stroker.....	28
K24 2.4L.....	24	FA20 Turbo.....	28
AUDI		WRX 2.5L STI, Forester, Legacy.....	28
DAZA / DNWA RS3.....	24	WRX 2.5L STI, Boxed Strut.....	28
BMW		TOYOTA	
N14 1.6L Mini Cooper S.....	24	2ZZ-GE (Celica GT-S) 1.8L.....	28
M54 B30 3.0L E46.....	24	3S-GTE 2.0L 90-95 MR2 Turbo.....	28
N54 B30 3.0L.....	24	2JZ-GTE (Supra) 3.0L.....	28
S55 3.0L F80, M3, M4.....	24	VOLKSWAGEN / AUDI	
B58 3.0L (+2020 Toyota Supra).....	24	EA113 (95-2000) 1.8L Turbo.....	29
S52 B32 3.2L E36 M3.....	24	EA 113 (2000+) 1.8L Turbo.....	29
S54 B32 3.2L E46 M3.....	25	B5 S4 2.7L 6-cyl. 5V Turbo.....	29
S65 B40 4.0L.....	25	TFSi EA113 (2006-2009) 2.0L Turbo.....	29
S85 B50 5.0L (V10).....	25	TSi EA888 (2010+) 2.0L Turbo.....	29
FORD ECOBOOST		TSi EA888 (2015-2018) 2.0L Turbo.....	29
1.6L.....	25	VR6 3.2L 4V.....	29
ST EcoBoost 2.0L.....	25	Beetle Type I, II, III.....	29
Zetec 2.0L SCCA.....	25	CUMMINS	
EcoBoost 2.3L.....	25	5.9L B-Series Performance Cast - 12V.....	30
HONDA		5.9L B-Series Performance Cast - 24V.....	30
B16, A1, A2, A3 DOHC VTec 1.6L.....	26	5.9L B-Series Forged - 12V.....	30
B18C1 DOHC VTec 1.8L.....	26	5.9L B-Series Forged - 24V.....	31
H22 Gold Series 2.2L.....	26	5.9L B-Series Forged - 12V or 24V.....	31
S2000 F20C 2.0L Gold Series.....	26	5.9L B-Series Steel Monotherm - 24V.....	31
S2000 F22C 2.2L Gold Series.....	26	6.7L B-Series Forged - 24V.....	31
HYUNDAI		POWERSTROKE	
Theta L-4 Turbo 2.0L.....	26	6.0L Forged.....	31
MAZDA		6.4L Forged.....	31
MZR 2.3L Disi.....	26	6.7L Forged.....	31
MITSUBISHI		7.3L Forged.....	32
4G63 2.0L 88-92 Eclipse.....	27	DURAMAX	
4G63 2.0L 93-02 Eclipse 03-09 Lancer.....	27	6.6L Cast.....	32
4B11T Evo X 2.0L.....	27	6.6L Cast - 0.075" Deep Valve Pockets....	32
NISSAN		6.6L Forged - 0.075" Deep Valve Pockets	32
SR20DET (Silvia) 2.0L.....	27	6.6L Forged (Custom Order).....	32
RB25DET (Skyline) 2.5L.....	27	Rings, Pins, Clips, Accessories	
RB26DETT (Skyline) 2.6L.....	27	RINGS.....	33-34
RB30E/RB30ET (Skyline) 3.0L.....	27	RAILS & EXPANDERS.....	34
VQ35DET (350z, Infiniti G35) 3.5L.....	27	SPORT COMPACT RINGS.....	35
GT-R VR38DETT 3.8L.....	27	DIESEL RINGS.....	35
GT-R Stroker VR38DETT 4.1L.....	28	PINS.....	36
		CLIPS.....	36
		TECH INFORMATION.....	37-38

Cubic Inches	Bore	Stroke	Rod	Comp Height	Pin Diam.	Crown Vol	Wght G	Compression Ratio	Alloy	Clearance Guide			Part No.
										Meas.	Min	Max	

2022 New PowerPak Applications

SMALL BLOCK CHEVY 23° DOME Gasported / Asymmetrical Valve Pockets PowerPak Plus

1.0, 1.0, 2.0mm File Fit Performance Ring Set Included										58cc	64cc	70cc						
397	4.175	3.625	6.125	1.062R	0.927	4.0cc	460	15.0	13.7	12.6	2618	0.250	0.0055	0.0063	197754775			

LS3 FLAT TOP TransAm TA2 Homologation Gasported PowerPak Plus

Incremental bore sizes available by special order

1.0, 1.0, 2.0mm File Fit Performance Ring Set Included

CR calculated at 0.009" above deck and 0.051" head gasket thickness

										70cc							
376	4.065	3.622	6.098	1.330	0.945	-0.4cc	513				2618	0.500	0.0041	0.0049	197739265		
377	4.070						515								197739270		
378	4.075						517								197739275		

TOP ALCOHOL HEMI

0.290" dome height, 0.330" Intake / 0.315" Exhaust pocket depths

1/16", 1/16", 3/16" File Fit Performance Ring Set included

										100cc							
527	4.4675	4.200	7.280/7.310	1.425B	1.094	17.6cc	760				2618	0.500	0.0046	0.0054	197884168		

Compression Heights with "B" INCLUDE pin retaining buttons

FORD EcoBoost 2.3L

1.2, 1.2, 2.8mm Performance Ring Set Included

CR calculated at 1.9mm below deck and 5.78cc gasket volume

										43cc							
	87.51mm	94.0mm	149.3mm	32.8mm	22.5mm	-6.5cc	365				4032	0.400	0.0006	0.0014	197937145		
	88.00mm						371								197937165		

VOLKSWAGEN TSi EA888 Gen 3 (2015-2018) 2.0L TURBO

1.2, 1.5, 2.0mm Performance Ring Set included

CR calculated at zero below deck and 1.0mm head gasket thickness

										46cc							
	82.50mm	92.8mm	144mm	29.6mm	23mm	-7.1cc	314				M142P	0.250	0.0010	0.0018	930286348 *		
	83.00mm						318								930286368 *		

*PowerPak Plus M142 Alloy & Hard Anodized Top Ring Groove For Extreme Duty Applications

2022 New Apparel



MAHLE Motorsport Blueprint Logo T-Shirt

MAHLE Motorsport Blueprint Logo T-Shirt	Small	1979115-S
MAHLE Motorsport Blueprint Logo T-Shirt	Medium	1979115-M
MAHLE Motorsport Blueprint Logo T-Shirt	Large	1979115-L
MAHLE Motorsport Blueprint Logo T-Shirt	X-Large	1979115-XL
MAHLE Motorsport Blueprint Logo T-Shirt	2X-Large	1979115-2XL
MAHLE Motorsport Blueprint Logo T-Shirt	3X-Large	1979115-3XL
MAHLE Motorsport Blueprint Logo T-Shirt	4X-Large	1979115-4XL



MAHLE Motorsport Blueprint Logo Hooded Sweatshirt

MAHLE Motorsport Blueprint Logo Hooded Sweatshirt	Small	1979116-S
MAHLE Motorsport Blueprint Logo Hooded Sweatshirt	Medium	1979116-M
MAHLE Motorsport Blueprint Logo Hooded Sweatshirt	Large	1979116-L
MAHLE Motorsport Blueprint Logo Hooded Sweatshirt	X-Large	1979116-XL
MAHLE Motorsport Blueprint Logo Hooded Sweatshirt	2X-Large	1979116-2XL
MAHLE Motorsport Blueprint Logo Hooded Sweatshirt	3X-Large	1979116-3XL



MAHLE Motorsport Blueprint Logo Full Zip Hooded Sweatshirt

MAHLE Motorsport Blueprint Logo Full Zip Hooded Sweatshirt	Small	1979117-S
MAHLE Motorsport Blueprint Logo Full Zip Hooded Sweatshirt	Medium	1979117-M
MAHLE Motorsport Blueprint Logo Full Zip Hooded Sweatshirt	Large	1979117-L
MAHLE Motorsport Blueprint Logo Full Zip Hooded Sweatshirt	X-Large	1979117-XL
MAHLE Motorsport Blueprint Logo Full Zip Hooded Sweatshirt	2X-Large	1979117-2XL
MAHLE Motorsport Blueprint Logo Full Zip Hooded Sweatshirt	3X-Large	1979117-3XL



Trucker Mesh Hat

MAHLE Motorsport Trucker Mesh Hat	One Size Fits All	1979117-2XL
-----------------------------------	-------------------	-------------

Cubic Inches	Bore	Stroke	Rod	Comp Height	Pin Diam.	Crown Vol	Wght G	Compression Ratio	Alloy	Clearance Guide			Part No.
										Meas.	Min	Max	

2022 New PowerPak Applications

CUMMINS 5.9L B-Series Forged Aluminum Race Pistons - 24V w/ 0.100" deep valve pockets

CH reduced 0.010", Modified version of the 04.5-07 bowl, Coated skirt and Hard Anodized top ring groove - Ring Set (9300440xx-6) Included

CR calculated with 0.010" piston protrusion above deck and 0.060 x 4.150" head gasket

6cc													
359	4.015	4.724	7.559	2.805	1.575	-46.7cc	1203	16.3	M142P	0.500	0.0076	0.0084	197946315
362	4.035						1222	16.5					197946335
366	4.055						1241	16.6					197946355
359	4.015	4.724	7.559	2.805	1.575	-51.0cc	1196	15.4	M142P	0.500	0.0076	0.0084	197946215
362	4.035						1214	15.5					197946235
366	4.055						1234	15.7					197946255

CUMMINS 5.9L B-Series Cast Performance Pistons - 12V

Early 12V and marine-style bowl, short pin design, coated skirt - Ring Set (S42170) Included

CR calculated with 0.019" piston protrusion above deck and 0.060 x 4.150" head gasket

7cc													
359	4.015	4.724	7.559	2.817	1.575	-47.1cc	TBD	16.5	M174+	0.500	0.0055	0.0063	197952415
362	4.035						TBD	16.6					197952435
366	4.055						TBD	16.8					197952455
359	4.015	4.724	7.559	2.817	1.575	-52.4cc	TBD	15.3	M174+	0.500	0.0055	0.0063	197952215
362	4.035						TBD	15.4					197952235
366	4.055						TBD	15.6					197952255

CUMMINS 5.9L B-Series Cast Performance Pistons - 12V w/ 0.150" deep valve pockets

Early 12V and marine-style bowl, short pin design, coated skirt - Ring Set (S42170) Included

CR calculated with 0.019" piston protrusion above deck and 0.060 x 4.150" head gasket

7cc													
359	4.015	4.724	7.559	2.817	1.575	-54.5cc	TBD	14.9	M174+	0.500	0.0055	0.0063	197952315
362	4.035						TBD	15.0					197952335
366	4.055						TBD	15.2					197952355
359	4.015	4.724	7.559	2.817	1.575	-59.9cc	TBD	13.9	M174+	0.500	0.0055	0.0063	197952115
362	4.035						TBD	14.0					197952135
366	4.055						TBD	14.1					197952155

CUMMINS 5.9L B-Series Cast Performance Pistons - 24V w/ 0.100" deep valve pockets

Modified version of the 03-04 bowl, short pin design, coated skirt - Ring Set (S42170) Included

CR calculated with 0.019" piston protrusion above deck and 0.060 x 4.150" head gasket

6cc													
359	4.015	4.724	7.559	2.817	1.575	-48.5cc	TBD	16.3	M174+	0.500	0.0055	0.0063	197952615
362	4.035						TBD	16.5					197952635
366	4.055						TBD	16.7					197952655
359	4.015	4.724	7.559	2.817	1.575	-53.0cc	TBD	15.3	M174+	0.500	0.0055	0.0063	197952515
362	4.035						TBD	15.5					197952535
366	4.055						TBD	15.6					197952555

CUMMINS 5.9L B-Series Cast Performance Pistons - 24V

Modified version of the 03-04 bowl, short pin design, coated skirt - Ring Set (S42170) Included

CR calculated with 0.019" piston protrusion above deck and 0.060 x 4.150" head gasket

6cc													
359	4.015	4.724	7.559	2.817	1.575	-48.5cc	TBD	16.3	M174+	0.500	0.0055	0.0063	197952715
362	4.035						TBD	16.5					197952735
366	4.055						TBD	16.7					197952755

CUMMINS 5.9L B-Series Cast Performance Pistons - 24V w/ 0.100" deep valve pockets

Modified version of the 04-05 bowl, short pin design, coated skirt - Ring Set (S42170) Included

CR calculated with 0.019" piston protrusion above deck and 0.060 x 4.150" head gasket

6cc													
359	4.015	4.724	7.559	2.817	1.575	-48.5cc	TBD	16.4	M174+	0.500	0.0055	0.0063	197952915
362	4.035						TBD	16.5					197952935
366	4.055						TBD	16.7					197952955
359	4.015	4.724	7.559	2.817	1.575	-53.0cc	TBD	15.3	M174+	0.500	0.0055	0.0063	197952815
362	4.035						TBD	15.5					197952835
366	4.055						TBD	15.6					197952855

CUMMINS 5.9L B-Series Cast Performance Pistons - 24V

Modified version of the 04-05 bowl, short pin design, coated skirt - Ring Set (S42170) Included

CR calculated with 0.019" piston protrusion above deck and 0.060 x 4.150" head gasket

6cc													
359	4.015	4.724	7.559	2.817	1.575	-48.5cc	TBD	16.3	M174+	0.500	0.0055	0.0063	197953015
362	4.035						TBD	16.5					197953035
366	4.055						TBD	16.7					197953055

Cubic Inches	Bore	Stroke	Rod	Comp Height	Pin Diam.	Crown Vol	Wght G	Compression Ratio			Alloy	Clearance Guide			Part No.
								58cc	64cc	70cc		Meas.	Min	Max	
SMALL BLOCK CHEVY FLAT TOP															
1.0, 1.0, 2.0mm File Fit Performance Ring Set Included															
350	4.000	3.480/3.500	5.700	1.550	0.927	-5.0cc	462	11.1	10.3	9.6	4032	0.500	0.0025	0.0033	930200000
355	4.030						474	11.2	10.4	9.7					930200030
357	4.040						478	11.2	10.4	9.8					930200040
360	4.060						486	11.3	10.5	9.8					930200060
377	4.000	3.750	5.700	1.425	0.927	-5.0cc	448	11.8	11.0	10.3	4032	0.500	0.0025	0.0033	930200100
383	4.030						460	12.0	11.1	10.4					930200130
385	4.040						464	12.0	11.2	10.4					930200140
388	4.060						472	12.1	11.3	10.5					930200160
400	4.125						476	12.4	11.6	10.8	4032	0.500	0.0025	0.0033	930200225
407	4.155						488	12.6	11.7	10.9					930200255
409	4.165						492	12.6	11.7	11.0					930200265
350	4.000	3.480/3.500	6.000	1.250	0.927	-5.0cc	427	11.1	10.3	9.6	4032	0.500	0.0025	0.0033	930200300
350	4.003						428	11.1	10.3	9.6					930200303
351	4.005						429	11.1	10.3	9.6					930200305
352	4.010						431	11.1	10.3	9.6					930200310
353	4.020						435	11.1	10.4	9.7					930200320
354	4.023						436	11.2	10.4	9.7					930200323
355	4.025						437	11.2	10.4	9.7					930200325
355	4.030						438	11.2	10.4	9.7					930200330
357	4.040						442	11.2	10.4	9.8					930200340
360	4.060						450	11.3	10.5	9.8					930200360
372	4.125						454	11.6	10.8	10.1	4032	0.500	0.0025	0.0033	930200425
377	4.155						466	11.8	10.9	10.2					930200455
379	4.165						469	11.8	11.0	10.3					930200465
350	4.000	3.480/3.500	6.125	1.125	0.927	-5.0cc	409	11.1	10.3	9.6	4032	0.250	0.0025	0.0033	930200600
355	4.030						420	11.2	10.4	9.7					930200630
357	4.040						423	11.2	10.4	9.8					930200640
360	4.060						430	11.3	10.5	9.8					930200660
372	4.125						435	11.6	10.8	10.1	4032	0.250	0.0025	0.0033	930200725
377	4.155						446	11.8	10.9	10.2					930200755
379	4.165						450	11.8	11.0	10.3					930200765
377	4.000	3.750	6.000	1.125	0.927	-5.0cc	409	11.8	11.0	10.3	4032	0.250	0.0025	0.0033	930200600
383	4.030						420	12.0	11.1	10.4					930200630
385	4.040						423	12.0	11.2	10.4					930200640
388	4.060						430	12.1	11.3	10.5					930200660
400	4.125						435	12.4	11.6	10.8	4032	0.250	0.0025	0.0033	930200725
407	4.155						446	12.6	11.7	10.9					930200755
409	4.165						450	12.6	11.7	11.0					930200765
395	4.030	3.875	6.000	1.062R	0.927	-5.0cc	406	12.4	11.5	10.7	4032	0.250	0.0025	0.0033	930200830
397	4.040						411	12.4	11.5	10.8					930200840
414	4.125						418	12.8	11.9	11.1	4032	0.250	0.0025	0.0033	930200925
420	4.155						429	13.0	12.1	11.3					930200955
422	4.165						432	13.0	12.1	11.3					930200965
426	4.185					-8.0cc	428	12.6	11.8	11.0	2618	0.250	0.0046	0.0054	930201385
408	4.030	4.000	6.000	1.000R	0.927	-5.0cc	396	12.7	11.8	11.0	4032	0.250	0.0025	0.0033	930201030
410	4.040						399	12.8	11.9	11.1					930201040
428	4.125						408	13.2	12.3	11.5	4032	0.250	0.0025	0.0033	930201125
434	4.155						419	13.4	12.4	11.6					930201155
436	4.165						422	13.4	12.5	11.6					930201165
440	4.185					-6.5cc	419	13.3	12.3	11.5	2618	0.250	0.0046	0.0054	930201285

Compression Heights with "R" INCLUDE Oil Support Rails

SMALL BLOCK CHEVY 4-VALVE POCKET FLAT TOP

1.0, 1.0, 2.0mm File Fit Performance Ring Set Included															
Cubic Inches	Bore	Stroke	Rod	Comp Height	Pin Diam.	Crown Vol	Wght G	Compression Ratio			Alloy	Clearance Guide			Part No.
								58cc	64cc	70cc		Meas.	Min	Max	
350	4.000	3.480/3.500	5.700	1.550	0.927	-5.0cc	482	10.9	10.1	9.5	4032	0.500	0.0025	0.0033	930203600
355	4.030						495	11.0	10.2	9.6					930203630
357	4.040						499	11.0	10.3	9.6					930203640
360	4.060						507	11.1	10.3	9.7					930203660
355	4.030	3.480/3.500	6.000	1.250	0.927	-5.0cc	454	11.0	10.2	9.6	4032	0.500	0.0025	0.0033	930203730

SMALL BLOCK CHEVY WISSOTA CONCEPT ENGINE

1.5, 1.5, 3.0mm File Fit Performance Ring Set Included															
APPROVED PN w/ Laser Etch for WISSOTA Series															
Cubic Inches	Bore	Stroke	Rod	Comp Height	Pin Diam.	Crown Vol	Wght G	Compression Ratio			Alloy	Clearance Guide			Part No.
								58cc	64cc	70cc		Meas.	Min	Max	
355	4.030	3.480/3.500	5.700	1.550	0.927	-5.0cc	463	11.0	10.2	9.6	4032	0.500	0.0025	0.0033	197725130
357	4.040						467	11.0	10.3	9.6					197725140
359	4.050						471	11.1	10.3	9.6					197725150
360	4.060						475	11.1	10.3	9.7					197725160

Meas. = The location to measure piston-to-wall clearance, referenced from the bottom of the piston skirt.

"Min" and "Max" is the suggested range of clearance over the coating for each application.

Compression Ratio - calculated at zero deck and 0.040" gasket unless otherwise noted

Cubic Inches	Bore	Stroke	Rod	Comp Height	Pin Diam.	Crown Vol	Wght G	Compression Ratio	Alloy	Clearance Guide			Part No.		
										Meas.	Min	Max			
SMALL BLOCK CHEVY 2bbi LIGHT WEIGHT FLAT TOP Asymmetrical Valve Pockets															
1.0, 1.0, 2.0mm File Fit Performance Ring Set Included															
Light Weight 92 gram pins included															
357	4.030	3.500	5.700	1.550	0.927	-2.4cc	411	58cc	64cc	70cc	4032	0.500	0.0036	0.0044	930206530
359	4.040						415	11.6	10.8	10.1					930206540
362	4.060						423	11.7	10.8	10.1					930206560
357	4.030	3.500	6.000	1.250	0.927	-2.4cc	376	58cc	64cc	70cc	4032	0.250	0.0036	0.0044	930206630
359	4.040						379	11.6	10.8	10.1					930206640
362	4.060						386	11.7	10.8	10.1					930206660
357	4.030	3.500	6.125	1.125	0.927	-2.4cc	360	58cc	64cc	70cc	4032	0.250	0.0036	0.0044	930206730
359	4.040						364	11.6	10.8	10.1					930206740
362	4.060						370	11.7	10.8	10.1					930206760
383	4.030	3.750	6.000	1.125	0.927	-2.4cc	360	58cc	64cc	70cc	4032	0.250	0.0036	0.0044	930206730
385	4.040						364	12.4	11.5	10.7					930206740
388	4.060						370	12.4	11.5	10.7					930206760

SMALL BLOCK CHEVY HIGH OUTPUT 2bbi 22°/23° FLAT TOP Gasported / Asymmetrical Valve Pockets PowerPak Plus															
1.0, 1.0, 2.0mm File Fit Performance Ring Set Included															
Light Weight 92 gram pins included															
357	4.030	3.500	5.700	1.550	0.927	-4.1cc	429	58cc	64cc	70cc	4032	0.500	0.0036	0.0044	930202530
358	4.035						431	11.4	10.6	9.9					930202535
359	4.040						433	11.4	10.6	9.9					930202540
360	4.045					435	11.5	10.6	9.9					930202545	
361	4.050					437	11.5	10.7	10.0					930202550	
362	4.060					441	11.5	10.7	10.0					930202560	
357	4.030	3.500	6.000	1.250	0.927	-4.1cc	393	58cc	64cc	70cc	4032	0.250	0.0036	0.0044	930202630
358	4.035						395	11.4	10.6	9.9					930202635
359	4.040						397	11.4	10.6	9.9					930202640
360	4.045					398	11.5	10.6	9.9					930202645	
361	4.050					400	11.5	10.7	10.0					930202650	
362	4.060					404	11.5	10.7	10.0					930202660	
357	4.030	3.500	6.125	1.125	0.927	-4.1cc	377	58cc	64cc	70cc	4032	0.250	0.0036	0.0044	930202830
359	4.040						380	11.4	10.6	9.9					930202840
383	4.030						3.750	6.000	1.125	0.927					-4.1cc
385	4.040	380	12.2	11.3	10.5	930202840									

SMALL BLOCK CHEVY 21° FLAT TOP Gasported / Asymmetrical Valve Pockets PowerPak Plus															
For DART 49cc heads and other 21° angle milled heads															
1.0, 1.0, 2.0mm File Fit Performance Ring Set Included															
357	4.030	3.500	5.700	1.550	0.927	-7.9cc	460	49cc			2618	0.500	0.0055	0.0063	197724930
359	4.040						464	12.2							197724940
361	4.050						468	12.3							197724950
362	4.060					472	12.4							197724960	
363	4.065					474	12.4							197724965	
357	4.030	3.500	6.000	1.250	0.927	-8.9cc	420	49cc			2618	0.500	0.0055	0.0063	197726830
359	4.040						423	12.1							197726840
361	4.050						427	12.1							197726850
362	4.060					431	12.2							197726860	
363	4.065					432	12.2							197726865	
357	4.030	3.500	6.125	1.125	0.927	-8.9cc	403	49cc			2618	0.250	0.0055	0.0063	197753130
359	4.040						406	12.1							197753140
361	4.050						410	12.1							197753150
362	4.060					413	12.2							197753160	
363	4.065					415	12.2							197753165	
374	4.125					436	12.5			2618	0.250	0.0055	0.0063	197753325	
380	4.155					446	12.6							197753355	
381	4.165					450	12.7							197753365	
383	4.030	3.750	6.000	1.125	0.927	-8.9cc	403	49cc			2618	0.250	0.0055	0.0063	197753130
385	4.040						406	12.9							197753140
386	4.050						410	12.9							197753150
388	4.060					413	13.0							197753160	
389	4.065					415	13.0							197753165	
400	4.125					436	13.3			2618	0.250	0.0055	0.0063	197753325	
407	4.155					446	13.5							197753355	
409	4.165					450	13.5							197753365	
388	4.125	3.625	6.125	1.062R	0.927	-8.9cc	404	49cc			2618	0.250	0.0055	0.0063	197779125
393	4.155						414	13.1							197779155
395	4.165						418	13.1							197779165
414	4.125	3.875	6.000	1.062R	0.927	-8.9cc	404	49cc			2618	0.250	0.0055	0.0063	197779125
420	4.155						414	13.7							197779155
422	4.165						418	13.9							197779165

Compression Heights with "R" INCLUDE Oil Support Rails

Cubic Inches	Bore	Stroke	Rod	Comp Height	Pin Diam.	Crown Vol	Wght G	Compression Ratio			Alloy	Clearance Guide			Part No.
								58cc	64cc	70cc		Meas.	Min	Max	
SMALL BLOCK CHEVY 305ci FLAT TOP															
1.0, 1.0, 2.0mm File Fit Performance Ring Set Included								58cc	64cc	70cc					
310	3.766	3.480	5.700	1.550	0.927	-3.0cc	405	10.3	9.5	8.9	4032	0.500	0.0036	0.0044	930204566
312	3.776						409	10.3	9.6	8.9					930204576
313	3.786						413	10.4	9.6	9.0					930204586
315	3.796						417	10.4	9.7	9.0					930204596
SMALL BLOCK CHEVY 305ci FLAT TOP Gasported / Asymmetrical Valve Pockets PowerPak Plus															
1.0, 1.0, 2.0mm File Fit Performance Ring Set Included								58cc	64cc	70cc					
Light Weight 92 gram pins included								58cc	64cc	70cc					
310	3.766	3.480	5.700	1.550	0.927	-1.6cc	409	10.5	9.7	9.0	4032	0.500	0.0036	0.0044	930205566
312	3.776						413	10.5	9.8	9.1					930205576
313	3.786						417	10.6	9.8	9.1					930205586
315	3.796						421	10.6	9.9	9.2					930205596
GM 604 Crate Engine Drop-In Forged Replacement - PRESS-FIT Pin															
Requires 2.0, 1.5, 4.0mm Ring Set (Not Included)								58cc	64cc	70cc					
350	4.000	3.480	5.700	1.559	0.927	-4.9cc	548	11.1	10.3	9.6	4032	0.500	0.0047	0.0051	930127800
350	4.002						549	11.1	10.3	9.6					930127802
351	4.005						550	11.1	10.3	9.6					930127805
351	4.008						552	11.1	10.3	9.7					930127808
353	4.020						557	11.2	10.4	9.7					930127820
355	4.030						561	11.2	10.4	9.7					930127830
SMALL BLOCK CHEVY 23° DOME															
1.0, 1.0, 2.0mm File Fit Performance Ring Set Included								58cc	64cc	70cc					
332	4.030	3.250	5.700	1.675	0.927	5.0cc	485	12.1	11.1	10.0	4032	0.500	0.0025	0.0033	930208930
333	4.040						489	12.1	11.1	10.1					930208940
337	4.060						497	12.2	11.2	10.1					930208960
355	4.030	3.480/3.500	5.700	1.550	0.927	11.1cc	521	14.2	12.9	11.8	2618	0.500	0.0046	0.0054	930207530
357	4.040						525	14.2	12.9	11.9					930207540
400	4.125	3.750	5.700	1.425	0.927	4.1cc	515	14.1	13.0	12.0	2618	0.500	0.0046	0.0054	930207825
407	4.155						527	14.3	13.1	12.1					930207855
409	4.165						532	14.3	13.2	12.2					930207865
355	4.030	3.480/3.500	6.000	1.250	0.927	11.1cc	484	14.2	12.9	11.8	2618	0.500	0.0046	0.0054	930207930
357	4.040						488	14.2	12.9	11.9					930207940
360	4.060						496	14.3	13.0	12.0					930207960
377	4.155						524	14.9	13.5	12.4					930208055
355	4.030	3.480/3.500	6.125	1.125	0.927	11.1cc	470	14.2	12.9	11.8	2618	0.250	0.0046	0.0054	930208130
357	4.040						474	14.2	12.9	11.9					930208140
360	4.060						481	14.3	13.0	12.0					930208160
372	4.125						498	14.7	13.4	12.3	2618	0.250	0.0046	0.0054	930208225
377	4.155						509	14.9	13.5	12.4					930208255
379	4.165						513	14.9	13.6	12.5					930208265
355	4.030					6.0cc	463	13.1	12.0	11.1	2618	0.250	0.0046	0.0054	930208330
357	4.040						466	13.1	12.0	11.1					930208340
360	4.060						474	13.2	12.1	11.2					930208360
372	4.125					4.0cc	478	13.1	12.1	11.2	2618	0.250	0.0046	0.0054	930212525
377	4.155						490	13.3	12.2	11.3					930212555
379	4.165						493	13.3	12.3	11.4					930212565
383	4.030	3.750	6.000	1.125	0.927	11.1cc	470	15.2	13.8	12.7	2618	0.250	0.0046	0.0054	930208130
385	4.040						474	15.2	13.9	12.7					930208140
388	4.060						481	15.4	14.0	12.8					930208160
400	4.125						498	15.8	14.3	13.1	2618	0.250	0.0046	0.0054	930208225
407	4.155						509	15.9	14.5	13.3					930208255
409	4.165						513	16.0	14.5	13.3					930208265
383	4.030					6.0cc	463	14.0	12.8	11.8	2618	0.250	0.0046	0.0054	930208330
385	4.040						466	14.0	12.9	11.9					930208340
388	4.060						474	14.2	13.0	12.0					930208360
400	4.125					4.0cc	478	14.1	12.9	12.0	2618	0.250	0.0046	0.0054	930212525
407	4.155						490	14.2	13.1	12.1					930212555
409	4.165						493	14.3	13.1	12.2					930212565
395	4.030	3.875	6.000	1.062R	0.927	11.1cc	451	15.7	14.2	13.0	2618	0.250	0.0046	0.0054	930208530
397	4.040						454	15.7	14.3	13.1					930208540
401	4.060						462	15.8	14.4	13.2					930208560
414	4.125					4.0cc	459	14.5	13.3	12.4	2618	0.250	0.0046	0.0054	930208625
420	4.155						470	14.7	13.5	12.5					930208655
422	4.165						474	14.7	13.6	12.5					930208665
434	4.155	4.000	6.000	1.000R	0.927	8.0cc	471	16.1	14.7	13.5	2618	0.250	0.0046	0.0054	930208755
428	4.125					4.0cc	449	15.0	13.7	12.7	2618	0.250	0.0046	0.0054	930208825
434	4.155						459	15.1	13.9	12.9					930208855
436	4.165						463	15.2	14.0	12.9					930208865

Compression Heights with "R" INCLUDE Oil Support Rails

Cubic Inches	Bore Inches	Stroke	Rod	Comp Height	Pin Diam.	Crown Vol	Wght G	Compression			Alloy	Clearance Guide			Part No.
								Ratio	58cc	64cc		70cc	Meas.	Min	
SMALL BLOCK CHEVY 23° DOME Gasported / Asymmetrical Valve Pockets PowerPak Plus															
1.0, 1.0, 2.0mm File Fit Performance Ring Set Included								58cc	64cc	70cc					
357	4.030	3.500	6.000	1.250	0.927	12.0cc	474	14.5	13.1	12.0	2618	0.500	0.0055	0.0063	197754130
359	4.040						478	14.5	13.2	12.1					197754140
361	4.050						481	14.6	13.2	12.1					197754150
362	4.060						485	14.6	13.3	12.2					197754160
374	4.125					12.0cc	482	15.0	13.6	12.5	2618	0.500	0.0055	0.0063	197836025
376	4.135						486	15.1	13.7	12.5					197836035
378	4.145						490	15.1	13.7	12.6					197836045
380	4.155						494	15.2	13.8	12.6					197836055
381	4.165						497	15.2	13.8	12.7					197836065
385	4.185						505	15.3	13.9	12.8					197836085
357	4.030	3.500	6.125	1.125	0.927	12.0cc	455	14.5	13.1	12.0	2618	0.250	0.0055	0.0063	197754330
359	4.040						459	14.5	13.2	12.1					197754340
361	4.050						463	14.6	13.2	12.1					197754350
362	4.060						466	14.6	13.3	12.2					197754360
400	4.125					9.0cc	446	14.3	13.0	12.0	2618	0.250	0.0055	0.0063	197754525
403	4.135						450	14.3	13.1	12.0					197754535
405	4.145						454	14.4	13.1	12.1					197754545
407	4.155						457	14.4	13.2	12.1					197754555
409	4.165						461	14.5	13.2	12.2					197754565
385	4.185						468	14.6	13.3	12.3					197754585
383	4.030	3.750	6.000	1.125	0.927	12.0cc	455	15.4	14.0	12.8	2618	0.250	0.0055	0.0063	197754330
385	4.040						459	15.5	14.0	12.9					197754340
386	4.050						463	15.5	14.1	12.9					197754350
388	4.060						466	15.6	14.2	13.0					197754360
400	4.125					9.0cc	446	15.2	13.9	12.8	2618	0.250	0.0055	0.0063	197754525
403	4.135						450	15.3	13.9	12.8					197754535
405	4.145						454	15.3	14.0	12.9					197754545
407	4.155						457	15.4	14.0	12.9					197754555
409	4.165						461	15.5	14.1	13.0					197754565
413	4.185						468	15.6	14.2	13.1					197754585
388	4.125	3.625	6.125	1.062R	0.927	4.0cc	428	13.6	12.5	11.6	2618	0.250	0.0055	0.0063	197754925
389	4.135						432	13.7	12.6	11.7					197754935
391	4.145						435	13.8	12.6	11.7					197754945
393	4.155						439	13.8	12.7	11.8					197754955
395	4.165						442	13.9	12.7	11.8					197754965
399	4.185						450	14.0	12.8	11.9					197754985
388	4.125					9.0cc	442	14.7	13.5	12.4	2618	0.250	0.0055	0.0063	197754725
389	4.130						444	14.8	13.5	12.4					197754730
389	4.135						445	14.8	13.5	12.4					197754735
390	4.140						447	14.8	13.5	12.5					197754740
391	4.145						449	14.9	13.6	12.5					197754745
392	4.150						450	14.9	13.6	12.5					197754750
393	4.155						452	14.9	13.6	12.5					197754755
394	4.160						454	14.9	13.6	12.5					197754760
395	4.165						456	15.0	13.7	12.6					197754765
396	4.170						458	15.0	13.7	12.6					197754770
397	4.175						460	15.0	13.7	12.6					197754775
398	4.180						461	15.1	13.7	12.6					197754780
399	4.185						463	15.1	13.8	12.7					197754785
414	4.125	3.875	6.000	1.062R	0.927	4.0cc	428	14.5	13.3	12.4	2618	0.250	0.0055	0.0063	197754925
416	4.135						432	14.6	13.4	12.4					197754935
418	4.145						435	14.6	13.4	12.4					197754945
420	4.155						439	14.7	13.5	12.5					197754955
422	4.165						442	14.7	13.6	12.5					197754965
426	4.185						450	14.9	13.7	12.6					197754985
414	4.125					9.0cc	442	15.7	14.3	13.2	2618	0.250	0.0055	0.0063	197754725
415	4.130						444	15.7	14.3	13.2					197754730
416	4.135						445	15.8	14.4	13.2					197754735
417	4.140						447	15.8	14.4	13.2					197754740
418	4.145						449	15.8	14.4	13.3					197754745
419	4.150						450	15.8	14.4	13.3					197754750
420	4.155						452	15.9	14.5	13.3					197754755
421	4.160						454	15.9	14.5	13.3					197754760
422	4.165						456	15.9	14.5	13.4					197754765
423	4.170						458	16.0	14.6	13.4					197754770
425	4.180						461	16.0	14.6	13.4					197754780
426	4.185						463	16.1	14.6	13.5					197754785

Compression Heights with "R" INCLUDE Oil Support Rails
Application continues to next page →

Cubic Inches	Bore	Stroke	Rod	Comp Height	Pin Diam.	Crown Vol	Wght G	Compression Ratio			Alloy	Clearance Guide			Part No.
								58cc	64cc	70cc		Meas.	Min	Max	
SMALL BLOCK CHEVY 23° DOME Gasported / Asymmetrical Valve Pockets PowerPak Plus															
1.0, 1.0, 2.0mm File Fit Performance Ring Set Included															
428	4.125	4.000	6.000	1.000R	0.927	6.0cc	422	15.4	14.1	13.0	2618	0.250	0.0055	0.0063	197830025
429	4.130						424	15.4	14.1	13.1					197830030
430	4.135						426	15.5	14.2	13.1					197830035
432	4.145						429	15.5	14.2	13.1					197830045
433	4.150						431	15.6	14.3	13.2					197830050
434	4.155						433	15.6	14.3	13.2					197830055
435	4.160						435	15.6	14.3	13.2					197830060
436	4.165						437	15.7	14.3	13.2					197830065
440	4.185						444	15.8	14.5	13.3					197830085

Continued from previous page

Compression Heights with "R" INCLUDE Oil Support Rails

SMALL BLOCK CHEVY INVERTED DOME


1.0, 1.0, 2.0mm File Fit Performance Ring Set Included															
Cubic Inches	Bore	Stroke	Rod	Comp Height	Pin Diam.	Crown Vol	Wght G	Compression Ratio			Alloy	Clearance Guide			Part No.
								58cc	64cc	70cc		Meas.	Min	Max	
355	4.030	3.480/3.500	5.700	1.550	0.927	-20.0cc	482	9.4	8.9	8.4	4032	0.500	0.0025	0.0033	930210130
357	4.040						486	9.5	8.9	8.4					930210140
383	4.030	3.750	5.700	1.425	0.927	-16.0cc	459	10.5	9.9	9.3	4032	0.500	0.0025	0.0033	930210230
385	4.040						463	10.6	9.9	9.3					930210240
388	4.060						470	10.6	10.0	9.4					930210260
407	4.155					-20.0cc	515	10.6	10.0	9.4	4032	0.500	0.0025	0.0033	930210355
409	4.165						519	10.6	10.0	9.5					930210365
383	4.030					-26.0cc	488	9.5	9.0	8.5	2618	0.500	0.0046	0.0054	930210430
385	4.040						492	9.5	9.0	8.5					930210440
383	4.030					-31.0cc	492	9.1	8.6	8.2	2618	0.500	0.0046	0.0054	930210530
355	4.030	3.480/3.500	6.000	1.250	0.927	-20.0cc	441	9.4	8.9	8.4	4032	0.500	0.0025	0.0033	930210630
355	4.030					-26.0cc	461	8.9	8.4	8.0	2618	0.500	0.0046	0.0054	930210730
355	4.030	3.480/3.500	6.125	1.125	0.927	-16.0cc	415	9.8	9.2	8.7	4032	0.250	0.0025	0.0033	930210830
357	4.040						419	9.9	9.3	8.7					930210840
360	4.060						425	10.0	9.3	8.8					930210860
372	4.125						447	10.2	9.6	9.0					930210925
377	4.155						458	10.3	9.7	9.1					930210955
379	4.165						461	10.4	9.7	9.2					930210965
383	4.030	3.750	6.000	1.125	0.927	-26.0cc	423	9.5	9.0	8.5	4032	0.250	0.0025	0.0033	930211030
385	4.040						426	9.5	9.0	8.5					930211040
407	4.155						467	10.0	9.4	8.9					930211155
383	4.030					-16.0cc	415	10.5	9.9	9.3	4032	0.250	0.0025	0.0033	930210830
385	4.040						419	10.6	9.9	9.3					930210840
388	4.060						425	10.6	10.0	9.4					930210860
400	4.125						447	10.9	10.3	9.7					930210925
407	4.155						458	11.1	10.4	9.8					930210955
409	4.165						461	11.1	10.4	9.8					930210965
395	4.030	3.875	6.000	1.062R	0.927	-18.1cc	405	10.6	10.0	9.4	4032	0.250	0.0025	0.0033	930211230
397	4.040						408	10.6	10.0	9.4					930211240
414	4.125					-22.0cc	436	10.6	10.0	9.4					930211325
420	4.155						447	10.7	10.1	9.5					930211355
422	4.165						451	10.7	10.1	9.6					930211365
428	4.125	4.000	6.000	1.000R	0.927	-20cc	422	11.1	10.4	9.9	4032	0.250	0.0025	0.0033	930211425
434	4.155						431	11.2	10.6	10.0					930211455
436	4.165						436	11.3	10.6	10.0					930211465

Compression Heights with "R" INCLUDE Oil Support Rails

SMALL BLOCK CHEVY INVERTED DOME for the 4.3L Turbo Syclone and Typhoon

1.0, 1.0, 2.0mm File Fit Performance Ring Set Included															
Cubic Inches	Bore	Stroke	Rod	Comp Height	Pin Diam.	Crown Vol	Wght G	Compression Ratio			Alloy	Clearance Guide			Part No.
								58cc	64cc	70cc		Meas.	Min	Max	
266	4.030	3.480/3.500	5.700	1.550	0.927	-20.0cc	482	9.4	8.9	8.4	4032	0.500	0.0025	0.0033	197751430
268	4.040						486	9.5	8.9	8.4					197751440

The MAHLE Motorsport Advantage



Cubic Inches	Bore	Stroke	Rod	Comp Height	Pin Diam.	Crown Vol	Wght G	Compression Ratio			Alloy	Clearance Guide			Part No.
								62cc	65cc	71cc		Meas.	Min	Max	
LS 5.3L FLAT TOP - compatible with LS1/2/6 style cathedral port heads															
1.0, 1.0, 2.0mm File Fit Performance Ring Set Included															
325	3.780	3.622	6.098	1.330	0.945	-4.2cc	421	10.1	9.7	9.1	2618	0.500	0.0036	0.0044	930218580 *
327	3.790						425	10.1	9.7	9.1					930218590 *
329	3.800						428	10.1	9.8	9.1					930218500 *
325	3.780					-4.2cc	407	10.1	9.7	9.1	4032	0.500	0.0025	0.0033	930217880
329	3.800						414	10.1	9.8	9.1					930217800
325	3.780	3.622	6.125	1.304	0.927	-4.2cc	419	10.1	9.7	9.1	2618	0.500	0.0036	0.0044	930218880
327	3.790						423	10.1	9.7	9.1					930218890
329	3.800						427	10.0	9.8	9.1					930218800
325	3.780	3.622	6.125	1.299	0.927	-2.1cc	424	10.3	9.9	9.3	2618	0.500	0.0036	0.0044	930218480 **
327	3.790						428	10.4	10.0	9.3					930218490 **
329	3.800						431	10.4	10.0	9.4					930218400 **

*Available In Multiple Alloys

**PowerPak Plus 2618 Alloy, Lateral Gas Ports, HD 0.188"Wall Wrist Pin & Hard Anodized Top Ring Groove For Extreme Duty Applications

LS 5.3L DOME - compatible with LS1/2/6 style cathedral port heads

NOTE: Stock applications with 0.943" pin Ø requires rods to be honed to 0.945"

1.0, 1.0, 2.0mm File Fit Performance Ring Set Included															
325	3.780	3.622	6.098	1.330	0.945	8.5cc	441	11.9	11.4	10.5	2618	0.500	0.0036	0.0044	930219980
327	3.790						445	12.0	11.5	10.6					930219990
329	3.800						449	12.0	11.5	10.6					930219900
325	3.780	3.622	6.125	1.304	0.927	8.5cc	440	11.9	11.4	10.5	2618	0.500	0.0036	0.0044	930220080
327	3.790						443	12.0	11.5	10.6					930220090
329	3.800						447	12.0	11.5	10.6					930220000
325	3.780	3.622	6.125	1.299	0.927	14.0cc	450	13.0	12.4	11.3	2618	0.500	0.0036	0.0044	930220180 *
327	3.790						453	13.1	12.5	11.4					930220190 *
329	3.800						457	13.1	12.5	11.4					930220100 *
359	3.780	4.000	6.125	1.110R	0.927	2.0cc	395	11.9	11.5	10.6	2618	0.500	0.0036	0.0044	930220280
361	3.790						398	12.0	11.5	10.7					930220290
363	3.800						402	12.0	11.6	10.7					930220200
363	3.800	4.000	6.125	1.105	0.927	0cc	391	11.7	11.3	10.5	4032	0.500	0.0025	0.0033	930218200

Compression Heights with "R" INCLUDE Oil Support Rails

*PowerPak Plus 2618 Alloy, Lateral Gas Ports, HD 0.188"Wall Wrist Pin & Hard Anodized Top Ring Groove For Extreme Duty Applications

LS 5.3L DISH - compatible with LS1/2/6 style cathedral port heads

NOTE: Stock applications with 0.943" pin Ø requires rods to be honed to 0.945"

1.0, 1.0, 2.0mm File Fit Performance Ring Set Included															
363	3.800	4.000	6.125	1.105	0.927	-16cc	364	9.7	9.4	8.9	4032	0.500	0.0025	0.0033	930219600

L83 5.3L DI DROP-IN FORGED REPLACEMENT ASSEMBLY NO BALANCING, NO COMP RATIO CHANGE

1.0, 1.0, 2.0mm File Fit Performance Ring Set Included

CR calculated at 0.007" below deck and 0.051" head gasket thickness

325	3.780	3.622	6.098	1.324	0.943	3.9cc	474		11.5		4032	0.500	0.0025	0.0033	930229880
327	3.790						478		11.6						930229890
329	3.800						482		11.6						930229800

LS 5.7L & 6.0L FLAT TOP - compatible with LS1/2/6 style cathedral port heads

(Check our LSX COMBO section for more LS1/2/6 applications)

1.0, 1.0, 2.0mm File Fit Performance Ring Set Included

1.0, 1.0, 2.0mm File Fit Performance Ring Set Included															
346	3.898	3.622	6.098	1.340	0.945	-4.1cc	407	10.6	10.2	9.5	4032	0.500	0.0025	0.0033	930217698
347	3.905						410	10.6	10.2	9.6					930217605
348	3.908						411	10.6	10.2	9.6					930217608
364	4.000					-4.0cc	431	11.0	10.7	10.0	4032	0.500	0.0025	0.0033	930217700
365	4.005						433	11.1	10.7	10.0					930217705
366	4.010						435	11.1	10.7	10.0					930217710
370	4.030						443	11.2	10.8	10.1					930217730
346	3.898	3.622	6.098	1.330	0.945	-4.1cc	425	10.6	10.2	9.5	2618	0.500	0.0036	0.0044	930218698
347	3.905						427	10.6	10.2	9.6					930218605
348	3.908						428	10.6	10.2	9.6					930218608
346	3.898	3.622	6.125	1.314	0.927	-4.1cc	406	10.6	10.2	9.5	4032	0.500	0.0025	0.0033	930217998
347	3.905						408	10.6	10.2	9.6					930217905
348	3.908						409	10.6	10.2	9.6					930217908
364	4.000					-4.0cc	430	11.0	10.7	10.0	4032	0.500	0.0025	0.0033	930218000
365	4.005						432	11.1	10.7	10.0					930218005
366	4.010						434	11.1	10.7	10.0					930218010
370	4.030						442	11.2	10.8	10.1					930218030
346	3.898	3.622	6.125	1.304	0.927	-4.1cc	423	10.6	10.2	9.5	2618	0.500	0.0036	0.0044	930218798
347	3.905						426	10.6	10.2	9.6					930218705
348	3.908						427	10.6	10.2	9.6					930218708
403	4.005	4.000	6.125	1.105	0.927	-4.0cc	405	12.1	11.7	10.9	4032	0.500	0.0025	0.0033	930218105
408	4.030						414	12.2	11.8	11.0					930218130

Cubic Inches	Bore	Stroke	Rod	Comp Height	Pin Diam.	Crown Vol	Wght G	Compression Ratio	Alloy	Clearance Guide			Part No.		
										Meas.	Min	Max			
LS 5.7L & 6.0L DISH - compatible with LS1/2/6 style cathedral port heads (Check our our LSX COMBO section for more LS1/2/6 applications)															
1.0, 1.0, 2.0mm File Fit Performance Ring Set Included															
								62cc	65cc	71cc					
347	3.905	3.622	6.125	1.314	0.927	-16.0cc	413	9.3	9.0	8.5	2618	0.500	0.0046	0.0054	930219005
348	3.908						414	9.3	9.0	8.5					930219008
382	3.898	4.000	6.125	1.110R	0.927	-6.0cc	398	11.3	10.9	10.2	2618	0.500	0.0036	0.0044	930219798
383	3.905						400	11.3	11.0	10.3					930219705
384	3.908						401	11.4	11.0	10.3					930219708
382	3.898					-14.0cc	381	10.3	10.0	9.4	2618	0.500	0.0036	0.0044	930219898
383	3.905						383	10.4	10.0	9.5					930219805
384	3.908						384	10.4	10.1	9.5					930219808
383	3.905	4.000	6.125	1.105	0.927	-6.0cc	386	11.3	11.0	10.3	4032	0.500	0.0025	0.0033	930219205
384	3.908						387	11.4	11.0	10.3					930219208
403	4.005					-12.0cc	411	11.0	10.7	10.0	4032	0.500	0.0025	0.0033	930219305
404	4.010						413	11.1	10.7	10.1					930219310
408	4.030						421	11.2	10.8	10.2					930219330
383	3.905			1.105R	0.927	-26.0cc	383	9.2	8.9	8.5	2618	0.500	0.0046	0.0054	930219405
403	4.005					-28.0cc	416	9.4	9.2	8.7	2618	0.500	0.0046	0.0054	930219505
408	4.030						426	9.5	9.2	8.8					930219530

Compression Heights with "R" INCLUDE Oil Support Rails

LS 6.0L & 6.2L FLAT TOP - compatible with LS3 / L92 style rectangular port heads
(Check our our LSX COMBO section for more LS3/L92 applications)

1.0, 1.0, 2.0mm File Fit Performance Ring Set Included															
								64cc	70cc	72cc					
376	4.065	3.622	6.098	1.340	0.945	-4.3cc	457	11.0	10.3	10.1	4032	0.500	0.0025	0.0033	930223065
377	4.070						459	11.1	10.3	10.1					930223070
378	4.075						461	11.1	10.3	10.1					930223075
379	4.080						463	11.1	10.4	10.1					930223080
365	4.005	3.622	6.125	1.314	0.927	-4.3cc	431	10.8	10.1	9.8	4032	0.500	0.0025	0.0033	930223105
366	4.010						433	10.8	10.1	9.9					930223110
370	4.030						441	10.9	10.2	9.9					930223130
376	4.065						455	11.0	10.3	10.1					930223165
377	4.070						457	11.1	10.3	10.1					930223170
378	4.075						459	11.1	10.3	10.1					930223175
379	4.080						461	11.1	10.4	10.1					930223180
403	4.005	4.000	6.125	1.105R	0.927	-4.3cc	414	11.8	11.0	10.8	2618	0.500	0.0046	0.0054	930223505 *
408	4.030						423	11.9	11.1	10.9					930223530 *
415	4.065						437	12.1	11.3	11.0					930223565 *
416	4.070						439	12.1	11.3	11.1					930223570 *
417	4.075						441	12.1	11.3	11.1					930223575 *
403	4.005	4.000	6.125	1.105	0.927	-4.3cc	404	11.8	11.0	10.8	4032	0.500	0.0025	0.0033	930223205
408	4.030						413	11.9	11.1	10.9					930223230
415	4.065						426	12.1	11.3	11.0					930223265
416	4.070						428	12.1	11.3	11.1					930223270
417	4.075						430	12.1	11.3	11.1					930223275
418	4.080						432	12.1	11.3	11.1					930223280
429	4.070	4.125	6.125	1.045R	0.927	-7.8cc	421	11.9	11.2	11.0	2618	0.500	0.0046	0.0054	930223470 *

Compression Heights with "R" INCLUDE Oil Support Rails

*PowerPak Plus 2618 Alloy & Hard Anodized Top Ring Groove For Extreme Duty Applications

LS3 FLAT TOP TransAm TA2 Homologation Gasported PowerPak Plus
Incremental bore sizes available by special order

1.0, 1.0, 2.0mm File Fit Performance Ring Set Included															
CR calculated at 0.009" above deck and 0.051" head gasket thickness															
								70cc							
376	4.065	3.622	6.098	1.330	0.945	-0.4cc	513	10.7			2618	0.500	0.0041	0.0049	197739265
377	4.070						515	10.7							197739270
378	4.075						517	10.7							197739275

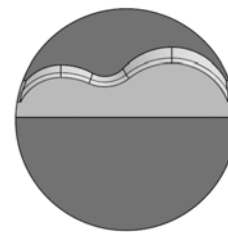
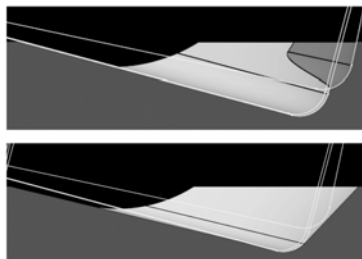
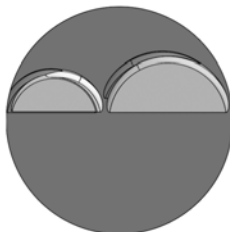
LSX Combo - Valve Pockets Fit LS 1/2/6, LS7, and LS3/L92 Style Heads
Available In Flat Top, Dish, & Dome
2618 Alloy For Power Adder Applications

See Pages 11-12

Overlaid Pockets

Combo Pocket Section View Comparison

Combo Pocket



Cubic Inches	Bore	Stroke	Rod	Comp Height	Pin Diam.	Crown Vol	Wgt G	Compression Ratio	Alloy	Clearance Guide			Part No.		
										Meas.	Min	Max			
LS 6.0L & 6.2L DISH - compatible with LS3 / L92 style rectangular port heads (Check our our LSX COMBO section for more LS3/L92 applications)															
1.0, 1.0, 2.0mm File Fit Performance Ring Set Included															
								64cc	70cc	72cc					
366	4.010	3.622	6.125	1.314	0.927	-12.1cc	451	9.9	9.3	9.1	2618	0.500	0.0046	0.0054	930224510
370	4.030						459	10.0	9.4	9.2					930224530
376	4.065						473	10.1	9.5	9.3					930224565
377	4.070						475	10.1	9.5	9.3					930224570
378	4.075						477	10.1	9.5	9.4					930224575
379	4.080						479	10.2	9.6	9.4					930224580
408	4.030	4.000	6.125	1.105R	0.927	-20.0cc	427	10.1	9.5	9.3	2618	0.500	0.0049	0.0057	930224630
415	4.065	4.000	6.125	1.105R	0.927	-25.0cc	440	9.7	9.2	9.1	2618	0.500	0.0046	0.0054	930224965 *
416	4.070						442	9.7	9.2	9.1					930224970 *
417	4.075						444	9.8	9.3	9.1					930224975 *
418	4.080						446	9.8	9.3	9.1					930224980 *
428	4.125					-25.0cc	448	10.4	9.9	9.7	2618	0.500	0.0046	0.0054	930225025 *
429	4.130						450	10.5	9.9	9.7					930225030 *
416	4.070	4.000	6.125	1.105	0.927	-25.0cc	443	9.7	9.2	9.1	4032	0.500	0.0025	0.0033	930224770
428	4.125					-25.0cc	429	10.0	9.4	9.3	4032	0.500	0.0025	0.0033	930224825
428	4.065	4.125	6.125	1.055R	0.927	-8.0cc	432	11.9	11.1	10.9	4032	0.500	0.0025	0.0033	930225265
429	4.070						434	11.9	11.2	10.9					930225270
430	4.075						436	11.9	11.2	11.0					930225275

Compression Heights with "R" INCLUDE Oil Support Rails

*PowerPak Plus 2618 Alloy & Hard Anodized Top Ring Groove For Extreme Duty Applications *Available In Multiple Alloys

LS 6.2L DISH (LSA / LS9) - compatible with all LS Heads
Designed for High Boost Applications w/ reduced CH and no valve pockets

1.0, 1.0, 2.0mm File Fit Performance Ring Set Included

CR calculated at 0.005" below deck and 0.051x4.100" head gasket

								64cc	69cc	72cc					
376	4.065	3.622	6.125	1.299	0.927	-4.5cc	478	10.6	10.0	9.7	2618	0.500	0.0046	0.0054	197813865 *
377	4.070						480	10.6	10.0	9.7					197813870 *
378	4.075						483	10.6	10.0	9.7					197813875 *
379	4.080						485	10.6	10.1	9.8					197813880 *

*PowerPak Plus 2618 Alloy, HD 0.188"W H13 Wrist Pin & Hard Anodized Top Ring Groove For Extreme Duty Applications

LS 6.0L & 6.2L DOME - compatible with LS3 / L92 rectangular port heads
(Check our our LSX COMBO section for more LS3/L92 applications)

1.0, 1.0, 2.0mm File Fit Performance Ring Set Included

									70cc						
365	4.005	3.622	6.125	1.314	0.927	2.0cc	470		10.8		4032	0.500	0.0025	0.0033	197719205
366	4.010						472		10.8						197719210
370	4.030						480		10.9						197719230
376	4.065						494		11.1						197719265
377	4.070						496		11.1						197719270
378	4.075						497		11.1						197719275
365	4.005	3.622	6.125	1.304	0.927	12.0cc	468		12.3		2618	0.500	0.0046	0.0054	197714805 *
366	4.010						470		12.3						197714810 *
370	4.030						477		12.4						197714830 *
376	4.065						490		12.6						197714865 *
377	4.070						492		12.6						197714870 *
378	4.075						494		12.6						197714875 *

*PowerPak Plus 2618 Alloy & Hard Anodized Top Ring Groove For Extreme Duty Applications

LS 7.0L FLAT TOP - compatible with LS7 style heads

(Check our our LSX COMBO section for more LS7 applications)

NOTE: Stock applications with 0.925" pin Ø requires rods to be honed to 0.927"

1.0, 1.0, 2.0mm File Fit Performance Ring Set Included

								64cc	70cc	72cc					
428	4.125	4.000	6.067	1.181	0.927	-2.5cc	447	12.6	11.8	11.5	4032	0.500	0.0025	0.0033	930221525
429	4.130						450	12.7	11.8	11.5					930221530
430	4.135						452	12.7	11.8	11.6					930221535
428	4.125	4.000	6.125	1.105	0.927	-2.5cc	438	12.6	11.8	11.5	4032	0.500	0.0025	0.0033	930221625
429	4.130						440	12.7	11.8	11.5					930221630
430	4.135						441	12.7	11.8	11.6					930221635

LS 7.0L DISH - compatible with LS7 style heads

(Check our our LSX COMBO section for more LS7 applications)

1.0, 1.0, 2.0mm File Fit Performance Ring Set Included

								64cc	70cc	72cc					
428	4.125	4.000	6.125	1.105R	0.927	-25.0cc	454	10.0	9.4	9.3	2618	0.500	0.0046	0.0054	930221825 *
440	4.185			1.105	0.927	-6.0cc	456	12.4	11.6	11.4	4032	0.500	0.0025	0.0033	930221985

Compression Heights with "R" INCLUDE Oil Support Rails

*PowerPak Plus 2618 Alloy & Hard Anodized Top Ring Groove For Extreme Duty Applications

Meas. = The location to measure piston-to-wall clearance, referenced from the bottom of the piston skirt.

"Min" and "Max" is the suggested range of clearance over the coating for each application.

Compression Ratio - calculated at zero deck and 0.040" gasket unless otherwise noted

Cubic Inches	Bore	Stroke	Rod	Comp Height	Pin Diam.	Crown Vol	Wght G	Compression Ratio	Alloy	Clearance Guide			Part No.		
										Meas.	Min	Max			
LS COMBO DOME - compatible with LS1/2/6 style cathedral port heads & LS3 / L92 style rectangular port heads															
(Does not fit LS7 or 5.3L 706 & 862 Truck Heads)															
1.0, 1.0, 2.0mm File Fit Performance Ring Set Included															
								65cc	66cc	70cc					
402	4.000	4.000	6.125	1.110R	0.927	9.2cc	454	13.9	13.7	12.9	2618	0.500	0.0044	0.0054	930229600
403	4.005						456	13.9	13.7	13.0					930229605
404	4.010						457	13.9	13.7	13.0					930229610
408	4.030						465	14.0	13.8	13.1					930229630
415	4.065						479	14.2	14.0	13.3					930229665
416	4.070						480	14.3	14.1	13.3					930229670
417	4.075						482	14.3	14.1	13.3					930229675
418	4.080						484	14.3	14.1	13.4					930229680

Compression Heights with "R" INCLUDE Oil Support Rails

LSX COMBO FLAT TOP - valve pockets fit LS1/2/6, LS7, and LS3 / L92 style heads

1.0, 1.0, 2.0mm File Fit Performance Ring Set Included															
								65cc	70cc	72cc					
364	4.000	3.622	6.098	1.330	0.945	-5.8cc	440	10.4	9.9	9.7	2618	0.500	0.0044	0.0054	930227000
365	4.005						442	10.5	9.9	9.7					930227005
366	4.010						444	10.5	9.9	9.7					930227010
370	4.030						452	10.6	10.0	9.8					930227030
376	4.065						467	10.7	10.1	9.9					930227065
377	4.070						469	10.7	10.2	9.9					930227070
378	4.075						471	10.8	10.2	10.0					930227075
379	4.080						473	10.8	10.2	10.0					930227080
364	4.000	3.622	6.125	1.304	0.927	-5.8cc	439	10.4	9.9	9.7	2618	0.500	0.0044	0.0054	930226800
365	4.005						441	10.5	9.9	9.7					930226805
366	4.010						443	10.5	9.9	9.7					930226810
370	4.030						451	10.6	10.0	9.8					930226830
376	4.065						466	10.7	10.1	9.9					930226865
377	4.070						468	10.7	10.2	9.9					930226870
378	4.075						470	10.8	10.2	10.0					930226875
379	4.080						472	10.8	10.2	10.0					930226880
387	4.125					-5.8cc	479	11.0	10.4	10.2	2618	0.500	0.0044	0.0054	930226925
388	4.130						481	11.0	10.4	10.2					930226930
389	4.135						483	11.0	10.4	10.2					930226935
393	4.155						491	11.1	10.5	10.3					930226955
399	4.185						504	11.2	10.6	10.4					930226985
402	4.000	4.000	6.125	1.110R	0.927	-5.8cc	412	11.4	10.8	10.6	2618	0.500	0.0044	0.0054	930227500
403	4.005						414	11.4	10.8	10.6					930227505
404	4.010						416	11.5	10.8	10.6					930227510
408	4.030						423	11.6	10.9	10.7					930227530
415	4.065						437	11.7	11.1	10.9					930227565
416	4.070						439	11.7	11.1	10.9					930227570
417	4.075						441	11.8	11.1	10.9					930227575
418	4.080						443	11.8	11.2	10.9					930227580
428	4.125					-5.8cc	450	12.0	11.4	11.1	2618	0.500	0.0044	0.0054	930226725
429	4.130						452	12.0	11.4	11.1					930226730
430	4.135						454	12.1	11.4	11.2					930226735
434	4.155						462	12.1	11.5	11.2					930226755
440	4.185						474	12.3	11.6	11.4					930226785
415	4.000	4.125	6.125	1.050R	0.927	-5.8cc	403	11.7	11.1	10.9	2618	0.500	0.0044	0.0054	930227200
416	4.005						405	11.8	11.1	10.9					930227205
417	4.010						407	11.8	11.1	10.9					930227210
421	4.030						414	11.9	11.2	11.0					930227230
428	4.065						427	12.1	11.4	11.2					930227265
429	4.070						429	12.1	11.4	11.2					930227270
430	4.075						431	12.1	11.4	11.2					930227275
431	4.080						433	12.1	11.5	11.2					930227280
441	4.125					-5.8cc	439	12.3	11.7	11.4	2618	0.500	0.0044	0.0054	930227325
442	4.130						441	12.4	11.7	11.5					930227330
443	4.135						443	12.4	11.7	11.5					930227335
447	4.155						450	12.5	11.8	11.6					930227355
454	4.185						462	12.6	12.0	11.7					930227385
441	4.125	4.125	6.125	1.045R	0.927	-6.0cc	433	12.3	11.7	11.4	4032	0.500	0.0025	0.0033	930226525
442	4.130						435	12.4	11.7	11.4					930226530

Compression Heights with "R" INCLUDE Oil Support Rails

Meas. = The location to measure piston-to-wall clearance, referenced from the bottom of the piston skirt.

"Min" and "Max" is the suggested range of clearance over the coating for each application.

Compression Ratio - calculated at zero deck and 0.040" gasket unless otherwise noted

Cubic Inches	Bore	Stroke	Rod	Comp Height	Pin Diam.	Crown Vol	Wght G	Compression Ratio	Alloy	Clearance Guide			Part No.		
										Meas.	Min	Max			
LSX COMBO DISH - valve pockets fit LS1/2/6, LS7, and LS3 / L92 style heads															
1.0, 1.0, 2.0mm File Fit Performance Ring Set Included								65cc	70cc	72cc					
402	4.000	4.000	6.125	1.110R	0.927	-14.0cc	399	10.4	9.9	9.7	2618	0.500	0.0044	0.0054	930229400
403	4.005						400	10.5	10.0	9.8					930229405
404	4.010						402	10.5	10.0	9.8					930229410
408	4.030						410	10.6	10.1	9.9					930229430
415	4.065						423	10.7	10.2	10.0					930229465
416	4.070						425	10.7	10.2	10.0					930229470
417	4.075						427	10.8	10.2	10.0					930229475
418	4.080						429	10.8	10.3	10.1					930229480
428	4.125					-18.0cc	429	10.5	10.1	9.9	2618	0.500	0.0044	0.0054	930229525
429	4.130						431	10.6	10.1	9.9					930229530
430	4.135						433	10.6	10.1	9.9					930229535
434	4.155						441	10.7	10.2	10.0					930229555
440	4.185						453	10.8	10.3	10.1					930229585
415	4.000	4.125	6.125	1.050R	0.927	-20.0cc	388	10.1	9.6	9.5	2618	0.500	0.0044	0.0054	930230000
416	4.005						390	10.1	9.7	9.5					930230005
417	4.010						392	10.2	9.7	9.5					930230010
421	4.030						400	10.2	9.8	9.6					930230030
428	4.065						413	10.4	9.9	9.7					930230065
429	4.070						415	10.4	9.9	9.7					930230070
430	4.075						417	10.4	9.9	9.8					930230075
431	4.080						418	10.4	10.0	9.8					930230080

Compression Heights with "R" INCLUDE Oil Support Rails

LSX COMBO DOME - valve pockets fit LS1/2/6, LS7, and LS3 / L92 style heads

(Does not fit 5.3L 706 & 862 Truck Heads)

1.0, 1.0, 2.0mm File Fit Performance Ring Set Included								65cc	66cc	70cc					
428	4.125	4.000	6.125	1.110R	0.927	5.6cc	482	13.9	13.7	13.0	2618	0.500	0.0044	0.0054	930229725
429	4.130						484	13.9	13.7	13.0					930229730
430	4.135						486	13.9	13.7	13.0					930229735
434	4.155						494	14.0	13.8	13.1					930229755
440	4.185						506	14.2	14.0	13.3					930229785

Compression Heights with "R" INCLUDE Oil Support Rails

LT 6.2L FLAT TOP - compatible with GM LT1 / L86 / LT4 heads

1.0, 1.0, 2.0mm File Fit Performance Ring Set Included								60cc	65.5cc						
376	4.065	3.622	6.125	1.304	0.927	-4.5cc	481	11.6	10.8		2618	0.500	0.0046	0.0054	930228765 *
377	4.070						483	11.6	10.8						930228770 *
379	4.080						485	11.6	10.9						930228780 *
415	4.065	4.000	6.125	1.105	0.927	-4.3cc	439	12.7	11.9		2618	0.500	0.0046	0.0054	930165365 *
416	4.070						441	12.7	11.9						930165370 *
428	4.125					-6.1cc	455	12.7	11.9		2618	0.500	0.0046	0.0054	930173225 *
429	4.130						457	12.7	11.9						930173230 *

*2618 Alloy & Hard Anodized Top Ring Groove For Extreme Duty Applications, designed for aftermarket rods

LT 6.2L INVERTED DOME - compatible with GM LT1 / L86 / LT4 heads

1.0, 1.0, 2.0mm File Fit Performance Ring Set Included								60cc	65.5cc						
376	4.065	3.622	6.125	1.304	0.927	-16.0cc	440	10.1	9.6		2618	0.500	0.0046	0.0054	930228365 *
377	4.070						442	10.1	9.6						930228370 *
416	4.070	4.000	6.125	1.105	0.927	-21.6cc	409	10.5	9.9		2618	0.500	0.0046	0.0054	930228070 *
418	4.080						412	10.5	10.0						930228080 *

*2618 Alloy & Hard Anodized Top Ring Groove For Extreme Duty Applications, designed for aftermarket rods

NHRA LEGAL COPO CAMARO

Does not include rings or pins. Made to order.

Available in bore sizes up to the legal NHRA limit of +0.080" oversize; call for sizes/other tech

2018 COPO 302 - 1.0mm, 1.0mm, 2.0mm ring grooves

311	4.065*	3.000	6.560	1.170	0.927	10.7cc	450	Dependent Upon Bore Size	2618	0.500	0.0044	0.0054	197842100
-----	--------	-------	-------	-------	-------	--------	-----	--------------------------	------	-------	--------	--------	-----------

2014-2015 COPO 350 Supercharged 530HP - .043", .043", 3.0mm Ring Grooves

350	4.065*	3.370	6.350	1.200	0.927	12.7cc	484	Dependent Upon Bore Size	2618	0.430	0.0056	0.0064	197715800
-----	--------	-------	-------	-------	-------	--------	-----	--------------------------	------	-------	--------	--------	-----------

2016 COPO Supercharged 580HP - .043", .043", 3.0mm Ring Grooves

360	4.125*	3.370	6.350	1.200	0.927	12.7cc	474	Dependent Upon Bore Size	2618	0.430	0.0056	0.0064	197767300
-----	--------	-------	-------	-------	-------	--------	-----	--------------------------	------	-------	--------	--------	-----------

2013-2015 COPO 396 390HP - 1.5mm, 1.5mm, 3.0mm Ring Grooves

397	4.065*	3.825	6.125	1.105R	0.927	-4.0cc	419	Dependent Upon Bore Size	4032	0.500	0.0025	0.0033	197758000
-----	--------	-------	-------	--------	-------	--------	-----	--------------------------	------	-------	--------	--------	-----------

2012-2015 COPO 427 425-430HP - .043", .043", 3.0mm Ring Grooves

428	4.125*	4.000	6.100	1.140	0.927	12.0cc	468	Dependent Upon Bore Size	2618	0.500	0.0056	0.0064	930148500
-----	--------	-------	-------	-------	-------	--------	-----	--------------------------	------	-------	--------	--------	-----------

Cubic Inches	Bore	Stroke	Rod	Comp Height	Pin Diam.	Crown Vol	Wght G	Compression Ratio			Alloy	Clearance Guide			Part No.
												Meas.	Min	Max	
BIG BLOCK CHEVY FLAT TOP															
1.5, 1.5, 3.0mm File Fit Performance Ring Set Included								112cc	118cc	124cc					
460	4.280	4.000	6.135	1.645	0.990	-3.4cc	528	8.6	8.2	7.9	4032	0.500	0.0041	0.0049	929870180
467	4.310						542	8.7	8.3	8.0					929870110
509	4.500					-3.4cc	578	9.3	8.9	8.6	4032	0.500	0.0041	0.0049	928956200
516	4.530						593	9.4	9.0	8.6					928956230
509	4.500	4.000	6.385	1.395	0.990	-3.4cc	542	9.3	8.9	8.6	4032	0.600	0.0041	0.0049	928906700
532	4.600						565	9.6	9.2	8.9					928906701
489	4.280	4.250	6.385	1.270R	0.990	-3.4cc	469	9.0	8.7	8.3	4032	0.250	0.0041	0.0049	929869580
496	4.310						481	9.1	8.8	8.4					929869510
498	4.320						485	9.2	8.8	8.5					929869520
505	4.350						498	9.3	8.9	8.5					929869550
541	4.500					-3.4cc	518	9.8	9.4	9.0	4032	0.445	0.0041	0.0049	928957000
555	4.560						544	10.0	9.6	9.2					928957060
565	4.600						562	10.2	9.8	9.4					928957001
604	4.500	4.750	6.660	1.160R	0.990	-3.4cc	498	10.8	10.4	10.0	4032	0.375	0.0041	0.0049	929908800
632	4.600						519	11.2	10.8	10.4					929908801

Compression Heights with "R" INCLUDE Oil Support Rails

BIG BLOCK CHEVY 502 MARINE "DROP IN" REPLACEMENT

1/16", 1/16", 3/16" File Fit Performance Ring Set Included

509	4.500	4.000	6.135	1.645	0.990	-3.0cc	679	8.9			4032	0.415	0.0041	0.0049	930077100
-----	-------	-------	-------	-------	-------	--------	-----	-----	--	--	------	-------	--------	--------	-----------

BIG BLOCK CHEVY DOME

1.5, 1.5, 3.0mm File Fit Performance Ring Set Included

								112cc	118cc	124cc					
460	4.280	4.000	6.135	1.645	0.990	28.0cc	625	11.1	10.5	9.9	2618	0.855	0.0061	0.0069	928973780
467	4.310						638	11.2	10.6	10.1					928973710
460	4.280	4.000	6.385	1.395	0.990	28.0cc	587	11.1	10.5	9.9	2618	0.600	0.0061	0.0069	928914180
467	4.310						599	11.2	10.6	10.1					928914110
460	4.280					48.0cc	621	13.8	12.9	12.0	2618	0.600	0.0061	0.0069	928909180
467	4.310						634	14.0	13.0	12.2					928909110
541	4.500	4.250	6.385	1.270R	0.990	10.0cc	542	10.9	10.4	9.9	4032	0.445	0.0041	0.0049	929907500
541	4.500					13.0cc	548	11.1	10.6	10.1	4032	0.445	0.0041	0.0049	928965300
548	4.530						561	11.2	10.7	10.2					928965330
555	4.560						574	11.4	10.8	10.3					928965360
565	4.600						570	11.5	11.0	10.5					928965301
489	4.280					18.0cc	527	10.7	10.2	9.7	4032	0.250	0.0041	0.0049	929907180
496	4.310						539	10.8	10.3	9.8					929907110
498	4.320						543	10.9	10.3	9.8					929907120
505	4.350						556	11.0	10.4	9.9					929907150
541	4.500					38.0cc	590	14.1	13.2	12.5	2618	0.445	0.0061	0.0069	928980200
555	4.560						616	14.4	13.5	12.8					928980260
565	4.600						623	14.6	13.7	12.9					928980201
489	4.280					43.0cc	583	13.8	12.9	12.1	2618	0.445	0.0061	0.0069	929906780
496	4.310						596	13.9	13.0	12.2					929906710
498	4.320						600	14.0	13.1	12.3					929906720
505	4.350						613	14.1	13.2	12.4					929906750
496	4.310					48.0cc	606	14.8	13.8	12.9	2618	0.445	0.0061	0.0069	929934210
505	4.350						614	15.0	14.0	13.1					929934250
504	4.280	4.375	6.385	1.228R	0.990	18.0cc	520	11.0	10.4	9.9	4032	0.250	0.0041	0.0049	929907280
511	4.310						532	11.1	10.5	10.1					929907210
511	4.310					41.0cc	583	14.0	13.1	12.3	2618	0.400	0.0061	0.0069	929906910
565	4.600	4.250	6.535	1.120R	0.990	10.0cc	570	11.3	10.7	10.3	2618	0.250	0.0061	0.0069	197871300
598	4.600	4.500	6.800	1.120R	0.990	10.0cc	570	11.9	11.3	10.8	2618	0.250	0.0061	0.0069	197871300
632	4.600	4.750	6.700	1.120R	0.990	10.0cc	570	12.5	11.9	11.4	2618	0.250	0.0061	0.0069	197871300

Compression Heights with "R" INCLUDE Oil Support Rails

BIG BLOCK CHEVY DISH

1.5, 1.5, 3.0mm File Fit Performance Ring Set Included

								112cc	118cc	124cc					
565	4.600	4.250	6.535	1.120R	0.990	-18.0cc	533	9.2	8.9	8.6	2618	0.250	0.0061	0.0069	197871000
598	4.600	4.500	6.800	1.120R	0.990	-18.0cc	533	9.7	9.3	9.0	2618	0.250	0.0061	0.0069	197871000
632	4.600	4.750	6.700	1.120R	0.990	-18.0cc	533	10.2	9.8	9.5	2618	0.250	0.0061	0.0069	197871000

Compression Heights with "R" INCLUDE Oil Support Rails

Meas. = The location to measure piston-to-wall clearance, referenced from the bottom of the piston skirt.

"Min" and "Max" is the suggested range of clearance over the coating for each application.

Compression Ratio - calculated at zero deck and 0.040" gasket unless otherwise noted

Cubic Inches	Bore	Stroke	Rod	Comp Height	Pin Diam.	Crown Vol	Wght G	Compression Ratio			Alloy	Clearance Guide Meas. Min Max			Part No.
BIG BLOCK CHEVY ELITE SPORTSMAN DRAG SERIES 24°/25°															
Domes compatible with popular BBC cylinder heads and high lift, long duration cams. Dual coated and gas ported with advanced skirt profiles. Focused attention on drag race-specific key stress areas. In stock availability on kits and singles.															
.043", .043", 3.0mm Rings sold separately. Available in STD or Low Tension* - See Page 34 for Ring Sets															
Includes 0.180" Wall pin; optional 0.200"W pins available (PN 9887255)															
112cc 118cc 124cc															
565	4.600	4.250	6.385	1.270	0.990	47.1cc	668	16.3	15.2	14.2	2618	0.500	0.0061	0.0069	930239300
566	4.605						670	16.3	15.2	14.2					930239305
568	4.610						673	16.3	15.2	14.2					930239310
571	4.625						680	16.4	15.3	14.3					930239325
582	4.600	4.375	6.385	1.215R	0.990	47.1cc	654	16.7	15.6	14.6	2618	0.500	0.0061	0.0069	930239400
583	4.605						656	16.7	15.6	14.6					930239405
584	4.610						658	16.7	15.6	14.6					930239410
588	4.625						665	16.8	15.7	14.7					930239425
598	4.600	4.500	6.385	1.155R	0.990	45.0cc	635	16.7	15.6	14.6	2618	0.500	0.0061	0.0069	930239200
600	4.605						637	16.8	15.6	14.7					930239205
601	4.610						639	16.8	15.7	14.7					930239210
605	4.625						646	16.9	15.7	14.8					930239225
565	4.600	4.250	6.535	1.120R	0.990	42.0cc	619	15.3	14.3	13.5	2618	0.500	0.0061	0.0069	930239100
566	4.605						621	15.3	14.3	13.5					930239105
568	4.610						623	15.4	14.4	13.5					930239110
571	4.625						629	15.4	14.4	13.6					930239125
565	4.600					47.1cc	633	16.3	15.2	14.2	2618	0.500	0.0061	0.0069	930239500
566	4.605						635	16.3	15.2	14.2					930239505
568	4.610						637	16.3	15.2	14.2					930239510
571	4.625						644	16.4	15.3	14.3					930239525
598	4.600	4.500	6.800	1.120R	0.990	42.0cc	619	16.1	15.1	14.2	2618	0.500	0.0061	0.0069	930239100
600	4.605						621	16.2	15.1	14.2					930239105
601	4.610						623	16.2	15.2	14.2					930239110
605	4.625						629	16.3	15.2	14.3					930239125
598	4.600					47.1cc	633	17.2	16.0	15.0	2618	0.500	0.0061	0.0069	930239500
600	4.605						635	17.2	16.0	15.0					930239505
601	4.610						637	17.2	16.0	15.0					930239510
605	4.625						644	17.3	16.1	15.1					930239525
632	4.600	4.750	6.700	1.120R	0.990	42.0cc	619	17.0	15.9	14.9	2618	0.500	0.0061	0.0069	930239100
633	4.605						621	17.0	15.9	15.0					930239105
634	4.610						623	17.1	15.9	15.0					930239110
638	4.625						629	17.1	16.0	15.1					930239125
632	4.600					47.1cc	633	18.1	16.8	15.7	2618	0.500	0.0061	0.0069	930239500
633	4.605						635	18.1	16.8	15.8					930239505
634	4.610						637	18.1	16.9	15.8					930239510
638	4.625						644	18.2	17.0	15.9					930239525
582	4.600	4.375	6.535	1.060R	0.990	40.0cc	600	15.4	14.4	13.6	2618	0.500	0.0061	0.0069	930239000
583	4.605						602	15.4	14.4	13.6					930239005
584	4.610						604	15.4	14.5	13.6					930239010
588	4.625						610	15.5	14.5	13.7					930239025
582	4.600					47.0cc	619	16.7	15.5	14.6	2618	0.500	0.0061	0.0069	930239600
583	4.605						621	16.7	15.6	14.6					930239605
584	4.610						623	16.8	15.6	14.6					930239610
588	4.625						629	16.8	15.7	14.7					930239625

*Example: 4.600" Bore Size Standard Tension Part #4605SS-043 / 4.600" Bore Size Low Tension Part #4605SL-043
 Compression Heights with "R" INCLUDE Oil Support Rails

MAHLEMotorsports.com



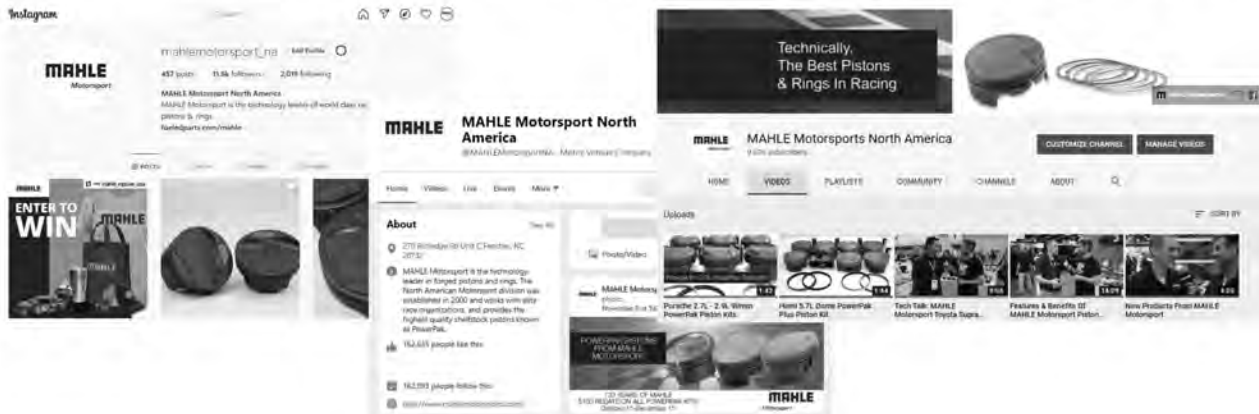
- Complete Application Listings With Photos
- Latest Tech Information
- Motorsport Ring Gap & Filing Instructions
- Retail & Wholesale Distributor Listings
- Compression Ratio Calculator
- Technical Assembly Videos
- Custom Piston Program Overview
- New Product Announcements
- Obsolete / Closeout Inventory

Cubic Inches	Bore	Stroke	Rod	Comp Height	Pin Diam.	Crown Vol	Wght G	Compression Ratio	Alloy	Clearance Meas.	Guide Min	Max	Part No.		
BIG BLOCK CHEVY ELITE SPORTSMAN DRAG SERIES 20°															
For Brodix BP SR-20 & BRX, Dart Pro 1 20°, etc.															
Domes compatible with popular BBC cylinder heads and high lift, long duration cams. Dual coated and gas ported with advanced skirt profiles. Focused attention on drag race-specific key stress areas. In stock availability on kits and singles.															
.043", .043", 3.0mm Rings sold separately. Available in STD or Low Tension* - See Page 34 for Ring Sets															
Includes 0.180"W pin; optional 0.200"W pins available (PN 9887255)															
								95cc	97cc	100cc					
565	4.600	4.250	6.385	1.270	0.990	28.0cc	642	15.9	15.5	15.0	2618	0.500	0.0061	0.0069	930240000
566	4.605						645	15.9	15.5	15.0					930240005
568	4.610						647	15.9	15.5	15.0					930240010
571	4.625						654	16.0	15.6	15.1					930240025
565	4.600	4.250	6.800	1.270	0.990	28cc	642	15.9	15.5	15.0	2618	0.500	0.0061	0.0069	930240000
566	4.605						645	15.9	15.5	15.0					930240005
568	4.610						647	15.9	15.5	15.0					930240010
571	4.625						654	16.0	15.6	15.1					930240025
598	4.600	4.500	6.385	1.155R	0.990	28.0cc	615	16.7	16.3	15.8	2618	0.500	0.0061	0.0069	930239900
600	4.605						618	16.8	16.4	15.8					930239905
601	4.610						620	16.8	16.4	15.8					930239910
605	4.625						626	16.9	16.5	15.9					930239925
565	4.600	4.250	6.535	1.120R	0.990	23.0cc	624	15.0	14.6	14.2	2618	0.500	0.0061	0.0069	930239800
566	4.605						626	15.0	14.7	14.2					930239805
568	4.610						628	15.0	14.7	14.2					930239810
571	4.625						634	15.1	14.8	14.3					930239825
582	4.600	4.375	6.480	1.120R	0.990	23.0cc	624	15.4	15.0	14.6	2618	0.500	0.0061	0.0069	930239800
583	4.605						626	15.4	15.1	14.6					930239805
584	4.610						628	15.4	15.1	14.6					930239810
588	4.625						634	15.5	15.2	14.7					930239825
598	4.600	4.500	6.800	1.120R	0.990	23.0cc	624	15.8	15.4	14.9	2618	0.500	0.0061	0.0069	930239800
600	4.605						626	15.8	15.5	15.0					930239805
601	4.610						628	15.8	15.5	15.0					930239810
605	4.625						634	15.9	15.6	15.1					930239825
632	4.600	4.750	6.700	1.120R	0.990	23.0cc	624	16.6	16.2	15.7	2618	0.500	0.0061	0.0069	930239800
633	4.605						626	16.6	16.3	15.7					930239805
634	4.610						628	16.7	16.3	15.8					930239810
638	4.625						634	16.8	16.4	15.9					930239825
582	4.600	4.375	6.535	1.060R	0.990	28.0cc	594	16.3	15.9	15.4	2618	0.500	0.0061	0.0069	930239700
583	4.605						597	16.3	15.9	15.4					930239705
584	4.610						599	16.4	16.0	15.4					930239710
588	4.625						605	16.4	16.1	15.5					930239725

*Example: 4.600" Bore Size Standard Tension Part #4605SS-043 / 4.600" Bore Size Low Tension Part #4605SL-043
 Compression Heights with "R" INCLUDE Oil Support Rails

Meas. = The location to measure piston-to-wall clearance, referenced from the bottom of the piston skirt.
"Min" and **"Max"** is the suggested range of clearance over the coating for each application.
Compression Ratio - calculated at zero deck and 0.040" gasket unless otherwise noted

Follow Us On Social Media For the Latest Updates, New Product Features, & Tech Videos



Cubic Inches	Bore Inches	Stroke	Rod	Comp Height	Pin Diam.	Crown Vol	Wght G	Compression Ratio			Alloy	Clearance Guide Meas. Min Max			Part No.
								58cc	64cc	70cc					
SMALL BLOCK FORD FLAT TOP															
1.0, 1.0, 2.0mm File Fit Performance Ring Set Included															
357	4.030	3.500	5.956	1.775	0.912	-6.5cc	489	11.0	10.3	9.6	4032	0.500	0.0025	0.0033	930244030
306	4.030	3.000	5.090	1.600	0.912	-6.5cc	483	9.6	9.0	8.4	2618	0.500	0.0046	0.0054	930245330 *
308	4.040						488	9.6	9.0	8.4					930245340 *
306	4.030						469	9.6	9.0	8.4	4032	0.500	0.0025	0.0033	930244130
308	4.040						474	9.6	9.0	8.4					930244140
393	4.030	3.850	5.956	1.600	0.912	-6.5cc	483	12.0	11.2	10.5	2618	0.500	0.0046	0.0054	930245330 *
395	4.040						488	12.1	11.2	10.5					930245340 *
393	4.030						469	12.0	11.2	10.5	4032	0.500	0.0025	0.0033	930244130
395	4.040						474	12.1	11.2	10.5					930244140
393	4.030	3.850	6.200	1.350	0.927	-6.5cc	451	12.0	11.2	10.5	2618	0.500	0.0046	0.0054	930245930 *
393	4.030						438	12.0	11.2	10.5	4032	0.500	0.0025	0.0033	930244230
408	4.030	4.000	6.250	1.245	0.927	-6.5cc	437	12.5	11.6	10.9	2618	0.500	0.0046	0.0054	930245130 *
410	4.040						440	12.5	11.6	10.9					930245140 *
414	4.060						448	12.6	11.7	11.0					930245160 *
408	4.030						424	12.5	11.6	10.9	4032	0.500	0.0025	0.0033	930244330
410	4.040						428	12.5	11.6	10.9					930244340
414	4.060						436	12.6	11.7	11.0					930244360
428	4.125						448	13.0	12.1	11.3	2618	0.500	0.0046	0.0054	930245225 *
429	4.130						450	13.0	12.1	11.3					930245230 *
434	4.155						460	13.1	12.2	11.4					930245255 *
428	4.125						435	13.0	12.1	11.3	4032	0.500	0.0025	0.0033	930244425
429	4.130						437	13.0	12.1	11.3					930244430
434	4.155						447	13.1	12.2	11.4					930244455
418	4.030	4.100	6.200	1.245	0.927	-6.5cc	437	12.8	11.9	11.1	2618	0.500	0.0046	0.0054	930245130 *
420	4.040						441	12.8	11.9	11.1					930245140 *
425	4.060						448	12.9	12.0	11.2					930245160 *
418	4.030						424	12.8	11.9	11.1	4032	0.500	0.0025	0.0033	930244330
420	4.040						428	12.8	11.9	11.1					930244340
425	4.060						436	12.9	12.0	11.2					930244360
438	4.125						448	13.3	12.3	11.5	2618	0.500	0.0046	0.0054	930245225 *
439	4.130						450	13.3	12.4	11.6					930245230 *
445	4.155						460	13.4	12.5	11.7					930245255 *
438	4.125						435	13.3	12.3	11.5	4032	0.500	0.0025	0.0033	930244425
439	4.130						437	13.3	12.4	11.6					930244430
445	4.155						447	13.4	12.5	11.7					930244455
332	4.030	3.250	5.400	1.165	0.927	-6.5cc	425	10.3	9.6	9.0	2618	0.500	0.0046	0.0054	930245430 *
333	4.040						429	10.4	9.7	9.0					930245440 *
332	4.030						413	10.3	9.6	9.0	4032	0.500	0.0025	0.0033	930244530
333	4.040						417	10.4	9.7	9.0					930244540
347	4.125						437	10.7	10.0	9.3	2618	0.500	0.0046	0.0054	930245525 *
353	4.155						448	10.8	10.1	9.5					930245555 *
347	4.125						415	10.7	10.0	9.3	4032	0.500	0.0025	0.0033	930244625
353	4.155						426	10.8	10.1	9.5					930244655
426	4.030	4.170	6.250	1.165	0.927	-6.5cc	425	13.0	12.1	11.3	2618	0.500	0.0046	0.0054	930245430 *
428	4.040						429	13.0	12.1	11.3					930245440 *
426	4.030						413	13.0	12.1	11.3	4032	0.500	0.0025	0.0033	930244530
428	4.040						417	13.0	12.1	11.3					930244540
446	4.125						437	13.5	12.5	11.7	2618	0.500	0.0046	0.0054	930245525 *
452	4.155						448	13.6	12.7	11.9					930245555 *
446	4.125						415	13.5	12.5	11.7	4032	0.500	0.0025	0.0033	930244625
452	4.155						426	13.6	12.7	11.9					930244655
383	4.030	3.750	6.200	1.125	0.927	-6.5cc	407	11.8	10.9	10.2	4032	0.500	0.0025	0.0033	930173130
385	4.040						411	11.8	11.0	10.3					930173140
342	4.000	3.400	5.400	1.090R	0.927	-6.5cc	401	10.6	9.9	9.3	2618	0.500	0.0046	0.0054	930245700 *
347	4.030						412	10.8	10.0	9.4					930245730 *
348	4.035						414	10.8	10.0	9.4					930245735 *
349	4.040						415	10.8	10.1	9.4					930245740 *
352	4.060						423	10.9	10.1	9.5					930245760 *
342	4.000			1.090			392	10.6	9.9	9.3	4032	0.500	0.0025	0.0033	930244700
347	4.030						402	10.8	10.0	9.4					930244730
348	4.035						404	10.8	10.0	9.4					930244735
349	4.040						405	10.8	10.1	9.4					930244740
352	4.060						412	10.9	10.1	9.5					930244760
364	4.125			1.090R			423	11.2	10.4	9.7	2618	0.500	0.0046	0.0054	930245825 *
369	4.155						435	11.3	10.5	9.8					930245855 *
364	4.125			1.090			413	11.2	10.4	9.7	4032	0.500	0.0025	0.0033	930244825
369	4.155						424	11.3	10.5	9.8					930244855

Compression Heights with "R" INCLUDE Oil Support Rails

*Available In Multiple Alloys

Cubic Inches	Bore	Stroke	Rod	Comp Height	Pin Diam.	Crown Vol	Wght G	Compression Ratio			Alloy	Clearance Guide			Part No.
								58cc	64cc	70cc		Meas.	Min	Max	
SMALL BLOCK FORD SEALED RACE ENGINES															
1.0, 1.0, 2.0mm File Fit Performance Ring Set Included								58cc	64cc	70cc					
374	4.125	3.500	6.200	1.245	0.927	-6.5cc	435	11.5	10.7	10.0	4032	0.500	0.0025	0.0033	930244425 *
375	4.128						436	11.5	10.7	10.0					930244428 *
375	4.130						437	11.5	10.7	10.0					930244430 *
375	4.132						438	11.5	10.7	10.0					930244432 *
347	4.030	3.400	5.400	1.090	0.927	-6.5cc	402	10.8	10.0	9.4	4032	0.500	0.0025	0.0033	930244730 **
347	4.032						403	10.8	10.0	9.4					930244732 **
348	4.035						404	10.8	10.0	9.4					930244735 **
348	4.037						404	10.8	10.0	9.4					930244737 **
349	4.040						405	10.8	10.0	9.4					930244740 **
349	4.042						406	10.8	10.1	9.4					930244742 **
350	4.045						407	10.8	10.1	9.4					930244745 **
350	4.047						408	10.8	10.1	9.4					930244747 **
350	4.050						409	10.8	10.1	9.4					930244750 **

* 9.2" Deck Height, for FRP S374W

** 8.2" Deck Height, for FRP D347SR and S347JR

SMALL BLOCK FORD WISSOTA CONCEPT PISTON

1.5, 1.5, 3.0mm File Fit Performance Ring Set Included

APPROVED PN w/ Laser Etch for WISSOTA Series

Cubic Inches	Bore	Stroke	Rod	Comp Height	Pin Diam.	Crown Vol	Wght G	Compression Ratio			Alloy	Clearance Guide			Part No.
								58cc	64cc	70cc		Meas.	Min	Max	
347	4.030	3.400	5.400	1.090R	0.927	-16.0cc	384	9.6	9.0	8.5	4032	0.500	0.0025	0.0033	928905930
349	4.040						388	9.7	9.1	8.6					928905940
350	4.050						391	9.7	9.1	8.6					928905950
352	4.060						395	9.7	9.2	8.6					928905960

Compression Heights with "R" INCLUDE Oil Support Rails

SMALL BLOCK FORD FLAT TOP TransAm TA2 Homologation Gasported PowerPak Plus

Incremental bore sizes available by special order

1.0, 1.0, 2.0mm File Fit Performance Ring Set Included

Cubic Inches	Bore	Stroke	Rod	Comp Height	Pin Diam.	Crown Vol	Wght G	Compression Ratio			Alloy	Clearance Guide			Part No.
								58cc	64cc	70cc		Meas.	Min	Max	
374	4.125	3.500	6.250	1.245	0.927	-6.5cc	447	10.5			2618	0.250	0.0061	0.0069	197722725
375	4.130						449	10.5							197722730
376	4.135						450	10.5							197722735

SMALL BLOCK FORD DOME

1.0, 1.0, 2.0mm File Fit Performance Ring Set Included

Cubic Inches	Bore	Stroke	Rod	Comp Height	Pin Diam.	Crown Vol	Wght G	Compression Ratio			Alloy	Clearance Guide			Part No.
								58cc	64cc	70cc		Meas.	Min	Max	
332	4.030	3.250	5.400	1.165	0.927	7.0cc	461	12.4	11.4	10.5	2618	0.500	0.0046	0.0054	930247030
347	4.030	3.400	5.400	1.090R	0.927	7.0cc	446	13.0	11.9	11.0	2618	0.500	0.0046	0.0054	930247130
364	4.125						470	13.5	12.3	11.4	2618	0.500	0.0051	0.0059	930247325 *

Compression Heights with "R" INCLUDE Oil Support Rails

*PowerPak Plus 2618 Alloy w/ Lateral Gas Ports

SMALL BLOCK FORD INVERTED DOME

1.0, 1.0, 2.0mm File Fit Performance Ring Set Included

Cubic Inches	Bore	Stroke	Rod	Comp Height	Pin Diam.	Crown Vol	Wght G	Compression Ratio			Alloy	Clearance Guide			Part No.
								58cc	64cc	70cc		Meas.	Min	Max	
393	4.030	3.850	5.956	1.600	0.912	-26cc	469	9.7	9.2	8.7	4032	0.500	0.0025	0.0033	930248130
395	4.040						473	9.8	9.2	8.7					930248140
408	4.030	4.000	6.200	1.300	0.927	-20cc	431	10.7	10.1	9.5	2618	0.500	0.0046	0.0054	930249330 *
410	4.040						435	10.7	10.1	9.5					930249340 *
408	4.030						418	10.7	10.1	9.5	4032	0.500	0.0025	0.0033	930248230
410	4.040						422	10.7	10.1	9.5					930248240
408	4.030					-28cc	446	9.9	9.3	8.9	2618	0.500	0.0046	0.0054	930249430 *
408	4.030						433	9.9	9.3	8.9	4032	0.500	0.0025	0.0033	930248330
428	4.125	4.000	6.250	1.245	0.927	-17cc	418	11.5	10.8	10.1	4032	0.500	0.0025	0.0033	930248625
434	4.155						429	11.6	10.9	10.3					930248655
408	4.030					-26cc	434	10.1	9.5	9.0	2618	0.500	0.0046	0.0054	930249530 *
410	4.040						438	10.1	9.5	9.0					930249540 *
408	4.030						422	10.1	9.5	9.0	4032	0.500	0.0025	0.0033	930248430
410	4.040						426	10.1	9.5	9.0					930248440
428	4.125						448	10.4	9.9	9.4	2618	0.500	0.0046	0.0054	930249625 *
428	4.125						435	10.4	9.9	9.4	4032	0.500	0.0025	0.0033	930248525
438	4.125	4.100	6.200	1.245	0.927	-17cc	418	11.7	11.0	10.4	4032	0.500	0.0025	0.0033	930248625
445	4.155						429	11.9	11.1	10.5					930248655
418	4.030					-26cc	434	10.3	9.7	9.2	2618	0.500	0.0046	0.0054	930249530 *
420	4.040						420	10.3	9.8	9.2					930249540 *
418	4.030						422	10.3	9.7	9.2	4032	0.500	0.0025	0.0033	930248430
420	4.040						426	10.3	9.8	9.2					930248440
438	4.125						448	10.7	10.1	9.6	2618	0.500	0.0046	0.0054	930249625 *
438	4.125						435	10.7	10.1	9.6	4032	0.500	0.0025	0.0033	930248525

*Available In Multiple Alloys

Application continues to next page →

Cubic Inches	Bore	Stroke	Rod	Comp Height	Pin Diam.	Crown Vol	Wght G	Compression Ratio			Alloy	Clearance Guide			Part No.
								58cc	64cc	70cc		Meas.	Min	Max	
SMALL BLOCK FORD INVERTED DOME															
1.0, 1.0, 2.0mm File Fit Performance Ring Set Included															
408	4.030	4.000	6.250	1.230	0.927	-20cc	421	10.7	10.1	9.5	2618	0.500	0.0046	0.0054	930249730 *
410	4.040						425	10.7	10.1	9.5					930249740 *
408	4.030						409	10.7	10.1	9.5	4032	0.500	0.0025	0.0033	930248730
410	4.040						413	10.7	10.1	9.5					930248740
332	4.030	3.250	5.400	1.165	0.927	-16cc	411	9.2	8.7	8.2	2618	0.500	0.0046	0.0054	930249930 *
333	4.040						415	9.3	8.7	8.2					930249940 *
332	4.030						399	9.2	8.7	8.2	4032	0.500	0.0025	0.0033	930248830
333	4.040						403	9.3	8.7	8.2					930248840
347	4.125						422	9.6	9.0	8.5	2618	0.500	0.0046	0.0054	930247725 *
353	4.155						433	9.7	9.1	8.6					930247755 *
347	4.125						410	9.6	9.0	8.5	4032	0.500	0.0025	0.0033	930245025
353	4.155						421	9.7	9.1	8.6					930245055
426	4.030	4.170	6.250	1.165	0.927	-16cc	411	11.6	10.9	10.2	2618	0.500	0.0046	0.0054	930249930 *
428	4.040						415	11.6	10.9	10.3					930249940 *
426	4.030						399	11.6	10.9	10.2	4032	0.500	0.0025	0.0033	930248830
428	4.040						403	11.6	10.9	10.3					930248840
446	4.125						422	12.0	11.3	10.6	2618	0.500	0.0046	0.0054	930247725 *
452	4.155						433	12.2	11.4	10.8					930247755 *
446	4.125						410	12.0	11.3	10.6	4032	0.500	0.0025	0.0033	930245025
452	4.155						421	12.2	11.4	10.8					930245055
347	4.030	3.400	5.400	1.090R	0.927	-16cc	395	9.6	9.0	8.5	2618	0.500	0.0046	0.0054	930247830 *
349	4.040						398	9.7	9.1	8.6					930247840 *
352	4.060						405	9.7	9.2	8.6	4032	0.500	0.0025	0.0033	930247860 *
347	4.030						384	9.6	9.0	8.5					930249130
349	4.040						387	9.7	9.1	8.6	4032	0.500	0.0025	0.0033	930249140
352	4.060						394	9.7	9.2	8.6					930249160
364	4.125						407	10.0	9.4	8.9	2618	0.500	0.0046	0.0054	930247925 *
364	4.125						395	10.0	9.4	8.9					4032

Compression Heights with "R" INCLUDE Oil Support Rails

*Available In Multiple Alloys

SMALL BLOCK FORD FLAT TOP for the TWISTED WEDGE® CYL HEAD

1.0, 1.0, 2.0mm File Fit Performance Ring Set Included															
Cubic Inches	Bore	Stroke	Rod	Comp Height	Pin Diam.	Crown Vol	Wght G	Compression Ratio			Alloy	Clearance Guide			Part No.
								58cc	61cc	65cc		Meas.	Min	Max	
332	4.030	3.250	5.400	1.165	0.927	-6.2cc	451	10.4	10.0	9.5	2618	0.500	0.0046	0.0054	930250730 *
333	4.040						455	10.4	10.1	9.6					930250740 *
332	4.030						438	10.4	10.0	9.5	4032	0.500	0.0025	0.0033	930250130
333	4.040						442	10.4	10.0	9.6					930250140
347	4.030	3.400	5.400	1.090R	0.927	-6.2cc	437	10.8	10.4	9.9	2618	0.500	0.0046	0.0054	930250530 *
349	4.040						441	10.8	10.4	10.0					930250540 *
347	4.030			1.090	0.927	-6.2cc	425	10.8	10.4	9.9	4032	0.500	0.0025	0.0033	930250330
349	4.040						429	10.8	10.4	10.0					930250340
364	4.125						462	11.2	10.8	10.3	4032	0.500	0.0025	0.0033	930250425

Compression Heights with "R" INCLUDE Oil Support Rails

*Available In Multiple Alloys

SMALL BLOCK FORD FLAT TOP for the TWISTED WEDGE® 11R CYL HEAD

1.0, 1.0, 2.0mm File Fit Performance Ring Set Included															
Cubic Inches	Bore	Stroke	Rod	Comp Height	Pin Diam.	Crown Vol	Wght G	Compression Ratio			Alloy	Clearance Guide			Part No.
								53cc	61cc	66cc		Meas.	Min	Max	
347	4.030	3.400	5.400	1.090R	0.927	-6.2cc	437	11.5	10.4	9.8	2618	0.500	0.0046	0.0054	930250530
349	4.040						441	11.6	10.4	9.9					930250540

Compression Heights with "R" INCLUDE Oil Support Rails

SMALL BLOCK FORD INVERTED DOME for the TWISTED WEDGE® CYL HEAD

1.0, 1.0, 2.0mm File Fit Performance Ring Set Included															
Cubic Inches	Bore	Stroke	Rod	Comp Height	Pin Diam.	Crown Vol	Wght G	Compression Ratio			Alloy	Clearance Guide			Part No.
								58cc	61cc	65cc		Meas.	Min	Max	
332	4.030	3.250	5.400	1.165	0.927	-16cc	461	9.2	9.0	8.6	2618	0.500	0.0046	0.0054	930251330 *
333	4.040						465	9.3	9.0	8.6					930251340 *
332	4.030						448	9.2	9.0	8.6	4032	0.500	0.0025	0.0033	930251030
333	4.040						452	9.3	9.0	8.6					930251040
347	4.030	3.400	5.400	1.090R	0.927	-16cc	443	9.6	9.3	9.0	2618	0.500	0.0046	0.0054	930251530 *
349	4.040						447	9.7	9.4	9.0					930251540 *
347	4.030						431	9.6	9.3	9.0	4032	0.500	0.0025	0.0033	930251130
349	4.040						435	9.7	9.4	9.0					930251140
364	4.125					-18cc	479	9.8	9.5	9.1	2618	0.500	0.0046	0.0054	930251625 *

Compression Heights with "R" INCLUDE Oil Support Rails

*Available In Multiple Alloys

Meas. = The location to measure piston-to-wall clearance, referenced from the bottom of the piston skirt.

"Min" and "Max" is the suggested range of clearance over the coating for each application.

Compression Ratio - calculated at zero deck and 0.040" gasket unless otherwise noted

Cubic Inches	Bore	Stroke	Rod	Comp Height	Pin Diam.	Crown Vol	Wght G	Compression Ratio			Alloy	Clearance Guide			Part No.
								60cc	64cc	72cc		Meas.	Min	Max	
SMALL BLOCK FORD CLEVELAND															
1.0, 1.0, 2.0mm File Fit Performance Ring Set Included								60cc	64cc	72cc					
357	4.030	3.500	6.000	1.450	0.927	-3.2cc	487	11.2	10.7	9.8	4032	0.500	0.0025	0.0033	930252030
393	4.030	3.850	6.000	1.275	0.927	-3.2cc	478	12.2	11.7	10.6	2618	0.500	0.0046	0.0054	930252830 *
395	4.040						482	12.3	11.7	10.7					930252840 *
393	4.030						464	12.2	11.7	10.6	4032	0.500	0.0025	0.0033	930252130
395	4.040						468	12.3	11.7	10.7					930252140
408	4.030	4.000	6.000	1.200R	0.927	-20cc	469	10.5	10.1	9.3	2618	0.500	0.0046	0.0054	930252930 *
408	4.030					-3.2cc	464	12.7	12.1	11.0	2618	0.500	0.0046	0.0054	930253130 *
408	4.030			1.200		-20cc	457	10.5	10.1	9.3	4032	0.500	0.0025	0.0033	930252430
408	4.030					-3.2cc	453	12.7	12.1	11.0	4032	0.500	0.0025	0.0033	930252630

Compression Heights with "R" INCLUDE Oil Support Rails
 *Available In Multiple Alloys

FORD MODULAR 4.6 2-VALVE or 4-VALVE

1.0, 1.0, 2.0mm File Fit Performance Ring Set Included								42cc	46cc	52cc					
281	3.552	3.543	5.930	1.220	0.866	-16.0cc	356	9.9	9.4	8.7	M142P	0.500	0.0006	0.0014	930256052
284	3.572						363	10.0	9.5	8.8					930256072
285	3.582						367	10.1	9.5	8.8					930256082
284	3.572					-22.0cc	365	9.2	8.8	8.2	2618	0.500	0.0025	0.0033	930256172 *
281	3.552					0cc	392	12.9	12.0	10.8	M142P	0.500	0.0006	0.0014	930256252
284	3.572						399	13.0	12.1	10.9					930256272

*PowerPak Plus 2618 Alloy & Hard Anodized Top Ring Groove For Extreme Duty Applications; for Use with Aftermarket Rods Only

NHRA LEGAL FORD MODULAR 5.4L 4-VALVE (2008, 2010, 2012 COBRA JET)

Available in bore sizes up to the legal NHRA limit of +0.080" oversize; call for sizes/other tech; NHRA PN 197740100
 Requires 1.5, 1.5, 2.5mm Ring Set (Not Included)

330	3.552	4.165	6.657	1.230	0.866	-12.6cc	364	Dependent upon bore size			M142P	0.500	0.0060	0.0014	197740100 *
334	3.572						371								197740100 *
343	3.622						389								197740100 *

*Hard Anodized Top Ring Groove For Extreme Duty Applications

FORD MODULAR 5.4 2-VALVE or 4 VALVE

1.0, 1.0, 2.0mm File Fit Performance Ring Set Included								42cc	46cc	52cc					
CR calculated at 0.118" below deck and 0.040" head gasket thickness															
330	3.552	4.165	6.657	1.220	0.866	-16.0cc	356	9.1	8.7	8.2	M142P	0.500	0.0006	0.0014	930256052
334	3.572						363	9.1	8.8	8.3					930256072
336	3.582						367	9.2	8.8	8.3					930256082
334	3.572					-22.0cc	365	8.6	8.3	7.8	2618	0.500	0.0025	0.0033	930256172 *
330	3.552					0cc	392	11.0	10.4	9.7	M142P	0.500	0.0006	0.0014	930256252
334	3.572						399	11.1	10.5	9.8					930256272

*PowerPak Plus 2618 Alloy & Hard Anodized Top Ring Groove For Extreme Duty Applications.

FORD 5.0L MODULAR 4-VALVE COYOTE

1.0, 1.0, 2.0mm File Fit Performance Ring Set Included								57cc							
302	3.630	3.650	5.933	1.167	0.866	10.2cc	401	12.6			2618	0.250	0.0025	0.0033	930258130 *
304	3.640						402	12.6							930258140 *

*PowerPak Plus 2618 Alloy & Hard Anodized Top Ring Groove For Extreme Duty Applications.

FORD 5.0L MODULAR 4-VALVE COYOTE / VOODOO (Combined Dome/Pocket Geometry)

1.0, 1.0, 2.0mm File Fit Performance Ring Set Included								57cc							
302	3.630	3.650	5.933	1.167	0.866	3.0cc	389	11.2			M142P	0.250	0.0006	0.0014	930258030 **
304	3.640						392	11.2							930258040 **
302	3.630					-4.5cc	383	10.1			M142P	0.250	0.0006	0.0014	930134030 **
304	3.640						386	10.1							930134040 **
302	3.630					-13.1cc	358	9.1			2618	0.250	0.0025	0.0033	930258230 *
304	3.640						361	9.1							930258240 *
314	3.701	3.650	5.933	1.167	0.866	-1cc	377	11.0			2618	0.250	0.0025	0.0033	930258601 ***

*PowerPak Plus 2618 Alloy & Hard Anodized Top Ring Groove For Extreme Duty Applications.

**Hard Anodized Top Ring Groove for Extreme Duty Applications

***1.2 1.2, 2.5mm File Fit Performance Ring Set included

FORD 5.0L MODULAR COYOTE Gen 3 Direct Injected (2018+)

DROP-IN FORGED REPLACEMENT ASSEMBLY NO BALANCING, NO COMP RATIO CHANGE

Uses OE-style rings for PTWA bores and includes DLC wrist pins

1.2, 1.2, 2.0mm File Fit Performance Ring Set Included								56cc							
308	3.662	3.650	5.933	1.167	0.866	8.4cc	373	12.0			2618	0.250	0.0025	0.0033	930258362 *

*PowerPak Plus 2618 Alloy & Hard Anodized Top Ring Groove For Extreme Duty Applications.

Meas. = The location to measure piston-to-wall clearance, referenced from the bottom of the piston skirt.

"Min" and "Max" is the suggested range of clearance over the coating for each application.

Compression Ratio - calculated at zero deck and 0.040" gasket unless otherwise noted

Cubic Inches	Bore	Stroke	Rod	Comp Height	Pin Diam.	Crown Vol	Wght G	Compression Ratio	Alloy	Clearance Guide			Part No.
										Meas.	Min	Max	
NHRA LEGAL FORD 5.0L MODULAR 4-VALVE (2014, 2015 COBRA JET)													
Available in bore sizes up to the legal NHRA limit of +0.080" oversize; call for sizes/other tech; NHRA PN 197736200													
Requires 1.2, 1.2, 2.5mm Ring Set (Not Included)													
								57cc					
302	3.630	3.650	5.933	1.167	0.866	-8.8cc	350	9.5	2618	0.500	0.0025	0.0033	197736230 *
306	3.650						356	9.6					197736250 *
314	3.700						372	9.8					197736200 *
314	3.702						373	9.8					197736202 *
315	3.705						374	9.8					197736205 *
315	3.707						374	9.9					197736207 *
316	3.710						375	9.9					197736210 *

*PowerPak Plus 2618 Alloy & Hard Anodized Top Ring Groove For Extreme Duty Applications.

NHRA LEGAL FORD 5.0L MODULAR 4-VALVE (2016 COBRA JET)

Available in bore sizes up to the legal NHRA limit of +0.080" oversize; call for sizes/other tech; NHRA PN 930049900

Requires 1.2, 1.2, 2.5mm Ring Set (Not Included)

								57cc					
302	3.630	3.650	5.933	1.167	0.866	7.3cc	377	12.0	2618	0.500	0.0016	0.0023	930049930 *
306	3.650						384	12.1					930049950 *
314	3.700						400	12.3					930049900 *
314	3.702						401	12.3					930049902 *
315	3.705						402	12.4					930049905 *
315	3.707						402	12.4					930049907 *
316	3.710						403	12.4					930049910 *

*PowerPak Plus 2618 Alloy & Hard Anodized Top Ring Groove For Extreme Duty Applications.

FORD 5.2L VOODOO DROP-IN FORGED REPLACEMENT ASSEMBLY NO BALANCING, NO COMP RATIO CHANGE

1.0, 1.2, 2.0mm Performance Ring Set Included

Accepts Aftermarket rectangular rod or OE tapered small end,

CR calculated at 0.012" below deck and 0.039" head gasket thickness

315	3.701	3.661	5.933	1.161	0.827	7.8cc	380	12.0	M142P	0.250	0.0010	0.0018	930258401
-----	-------	-------	-------	-------	-------	-------	-----	------	-------	-------	--------	--------	-----------

FORD FLATHEAD - 3/16" STANDARD DOME

1.5, 1.5, 3.0mm File Fit Performance Ring Set Included

Compression ratio calculated with 14cc gasket volume and 6cc relief volume.

								65cc	74cc					
276	3.312	4.000	7.000	1.438	0.750	12.8cc	346	8.8	7.9	4032	0.500	0.0016	0.0023	930074712
281	3.342						357	9.0	8.1					930074742
286	3.375						369	9.1	8.2					930074775
284	3.312	4.125	7.000	1.375	0.750	12.8cc	332	9.1	8.2	4032	0.500	0.0016	0.0023	930074812
290	3.342						342	9.2	8.3					930074842
295	3.375						353	9.4	8.4					930074875
293	3.312	4.250	7.000	1.313	0.750	12.8cc	318	9.4	8.4	4032	0.500	0.0016	0.0023	930074912
298	3.342						328	9.5	8.5					930074942
304	3.375						339	9.6	8.7					930074975

*Top ring land is .280" tall to accommodate relieved blocks

BIG BLOCK FORD for Std Valve Location CYLINDER HEADS (FoMoCo, Edelbrock, TFS, Blue Thunder, Etc.)

1.5, 1.5, 3.0mm File Fit Performance Ring Set Included

								72cc	80cc	84cc					
503	4.390	4.150	6.700	1.525	0.990	-3.3cc	569	13.1	12.0	11.6	2618	0.500	0.0055	0.0063	930261590
514	4.440						592	13.3	12.3	11.8					930261540
503	4.390					-28cc	533	10.4	9.7	9.4	4032	0.500	0.0041	0.0049	930246490
514	4.440						556	10.6	9.9	9.6					930246440
521	4.390	4.300	6.800	1.350	0.990	-3.3cc	542	13.5	12.4	12.0	2618	0.500	0.0055	0.0063	930261690
533	4.440						564	13.8	12.7	12.2					930261640
521	4.390					-38cc	506	9.9	9.3	9.1	4032	0.500	0.0041	0.0049	930245690
533	4.440						527	10.1	9.5	9.3					930245640
545	4.390	4.500	6.700	1.350	0.990	-3cc	542	14.1	13.0	12.5	2618	0.500	0.0055	0.0063	930261690
557	4.440						564	14.4	13.2	12.7					930261640
545	4.390					-38cc	506	10.3	9.7	9.5	4032	0.500	0.0041	0.0049	930245690
557	4.440						527	10.5	9.9	9.6					930245640



Cubic Inches	Bore	Stroke	Rod	Comp Height	Pin Diam.	Crown Vol	Wght G	Compression Ratio			Alloy	Clearance Guide			Part No.
								72cc	80cc	84cc		Meas.	Min	Max	
BIG BLOCK FORD for the SCJ, KAASE P-51 / SR-71®, AFR 14° BULLIT CYLINDER HEADS															
1.5, 1.5, 3.0mm File Fit Performance Ring Set Included															
503	4.390	4.150	6.700	1.525	0.990	-5.6cc	567	12.8	11.8	11.3	2618	0.500	0.0055	0.0063	930261790
514	4.440						607	13.0	12.0	11.6					930261740
503	4.390					-28cc	537	10.4	9.7	9.4	4032	0.500	0.0041	0.0049	930261990
514	4.440						560	10.6	9.9	9.6					930261940
528	4.500						587	10.8	10.1	9.8					930261900
521	4.390	4.300	6.800	1.350	0.990	-5.6cc	552	13.2	12.2	11.7	2618	0.500	0.0055	0.0063	930261890
533	4.440						574	13.4	12.4	11.9					930261840
521	4.390					-38cc	506	9.9	9.3	9.1	4032	0.500	0.0041	0.0049	930245690
533	4.440						527	10.1	9.5	9.3					930245640
547	4.500						553	10.3	9.7	9.8					930245600
547	4.500					-5.6cc	587	13.7	12.7	12.2	2618	0.500	0.0055	0.0063	930262000
545	4.390	4.500	6.700	1.350	0.990	-5.6cc	552	13.8	12.7	12.2	2618	0.500	0.0055	0.0063	930261890
557	4.440						574	14.0	12.9	12.4					930261840
545	4.390					-38cc	506	10.3	9.7	9.5	4032	0.500	0.0041	0.0049	930245690
557	4.440						527	10.5	9.9	9.6					930245640
573	4.500						553	10.7	10.1	9.9					930245600
573	4.500					-5.6cc	587	14.3	13.2	12.7	2618	0.500	0.0055	0.0063	930262000

BIG BLOCK FORD for the KAASE BOSS NINE® CYLINDER HEAD

1.5, 1.5, 3.0mm File Fit Performance Ring Set Included															
84cc															
521	4.390	4.300	6.800	1.345R	0.990	-8.4cc	602				4032	0.250	0.0041	0.0049	930022790
547	4.500					-19cc	601			10.5	4032	0.250	0.0041	0.0049	197895500
545	4.390	4.500	6.700	1.345R	0.990	-8.4cc	602			11.5	4032	0.250	0.0041	0.0049	930022790
573	4.500					-19cc	601			11.0	4032	0.250	0.0041	0.0049	197895500

Compression Heights with "R" INCLUDE Oil Support Rails

FORD FE FLAT TOP

1.0, 1.0, 2.0mm File Fit Performance Ring Set Included															
68cc 72cc 76cc															
416	4.080	3.980	6.490	1.665	0.975	-7.5cc	516	11.1	10.7	10.3	4032	0.500	0.0025	0.0033	930264080
431	4.080	4.125	6.700	1.390	0.990	-7.5cc	483	11.5	11.0	10.6	4032	0.500	0.0025	0.0033	930264280
434	4.090						487	11.6	11.1	10.6					930264290
445	4.080	4.250	6.700	1.325	0.990	-7.4cc	473	11.8	11.3	10.9	4032	0.500	0.0025	0.0033	930264680
447	4.090						477	11.9	11.4	10.9					930264690
449	4.100						481	11.9	11.4	11.0					930264600
462	4.160						505	12.2	11.7	11.2	4032	0.500	0.0025	0.0033	930265160
464	4.170						509	12.3	11.8	11.3					930265170
467	4.180						513	12.3	11.8	11.3					930265180
482	4.250					-8.8cc	498	12.5	12.0	11.5	4032	0.500	0.0041	0.0049	930266050
487	4.270						506	12.6	12.1	11.6					930266070
489	4.280						510	12.6	12.1	11.6					930266080

FORD FE DISH

1.0, 1.0, 2.0mm File Fit Performance Ring Set Included															
68cc 72cc 76cc															
431	4.080	4.125	6.700	1.390	0.990	-26cc	511	9.6	9.3	9.0	4032	0.500	0.0025	0.0033	930264180
433	4.090						516	9.7	9.3	9.0					930264190
445	4.080	4.250	6.700	1.325	0.990	-18cc	491	10.6	10.2	9.9	4032	0.500	0.0025	0.0033	930264480
447	4.090						496	10.7	10.3	9.9					930264490
449	4.100						500	10.7	10.3	10.0					930264400
462	4.160					-20cc	519	10.8	10.4	10.0	4032	0.500	0.0025	0.0033	930265060
464	4.170						523	10.8	10.4	10.1					930265070
467	4.180						527	10.9	10.5	10.1					930265080
482	4.250						519	11.2	10.8	10.4	4032	0.500	0.0041	0.0049	930264550
487	4.270						527	11.2	10.8	10.5					930264570
489	4.280						531	11.3	10.9	10.5					930264580
445	4.080					-28cc	495	9.7	9.4	9.1	4032	0.500	0.0025	0.0033	930264980
447	4.090						499	9.7	9.4	9.1					930264990
449	4.100						503	9.8	9.4	9.2					930264900
462	4.160					-33cc	530	9.6	9.3	9.0	4032	0.500	0.0025	0.0033	930264360

Meas. = The location to measure piston-to-wall clearance, referenced from the bottom of the piston skirt.

"Min" and "Max" is the suggested range of clearance over the coating for each application.

Compression Ratio - calculated at zero deck and 0.040" gasket unless otherwise noted

Cubic Inches	Bore	Stroke	Rod	Comp Height	Pin Diam.	Crown Vol	Wght G	Compression Ratio			Alloy	Clearance Guide			Part No.
								60cc	65cc	70cc		Meas.	Min	Max	
SMALL BLOCK MOPAR FLAT TOP															
1.0, 1.0, 2.0mm File Fit Performance Ring Set Included															
345	4.070	3.313	6.123	1.804	0.984	-5.5cc	512	10.5	9.9	9.4	4032	0.500	0.0025	0.0033	930270070
365	4.030	3.580	6.123	1.670	0.984	-5.5cc	480	11.1	10.5	9.9	4032	0.500	0.0025	0.0033	930270130
367	4.040						484	11.2	10.5	10.0					930270140
408	4.030	4.000	6.123	1.460	0.984	-5.5cc	454	12.3	11.6	11.0	4032	0.500	0.0025	0.0033	930270230
410	4.040						458	12.4	11.6	11.0					930270240
416	4.070						470	12.5	11.8	11.1					930270270

SMALL BLOCK MOPAR DISH															
1.0, 1.0, 2.0mm File Fit Performance Ring Set Included															
408	4.030	4.000	6.123	1.460	0.984	-28cc	487	9.7	9.2	8.9	2618	0.500	0.0046	0.0054	930271130
410	4.040						492	9.7	9.3	8.9					930271140
416	4.070						505	9.8	9.4	9.0					930271170
408	4.030	4.000	6.123	1.460	0.984	-16cc	480	10.9	10.4	9.9	4032	0.500	0.0025	0.0033	930271030
410	4.040						484	11.0	10.4	9.9					930271040
414	4.060						492	11.0	10.5	10.0					930271060

BIG BLOCK MOPAR (B) / 383, 400 Flat Top															
1.5, 1.5, 3.0mm File Fit Performance Ring Set Included															
493	4.350	4.150	6.760	1.120R	0.990	-8.1cc	457	12.2	11.3	10.9	4032	0.350	0.0041	0.0049	929962250
499	4.375						466	12.4	11.4	11.0					929962275

Compression Heights with "R" INCLUDE Oil Support Rails

BIG BLOCK MOPAR (RB) / 426, 440 Flat Top															
1.5, 1.5, 3.0mm File Fit Performance Ring Set Included															
446	4.350	3.750	6.760	2.065	0.990	-8.1cc	608	11.2	10.3	10.0	4032	0.350	0.0041	0.0049	929962750
493	4.350	4.150	6.760	1.865	0.990	-8.1cc	580	12.2	11.3	10.9	4032	0.350	0.0041	0.0049	929962650
499	4.375						592	12.4	11.4	11.0					929962675
505	4.350	4.250	7.100	1.475	0.990	-8.1cc	519	12.5	11.6	11.2	4032	0.350	0.0041	0.0049	929962550
511	4.375						530	12.6	11.7	11.3					929962575
520	4.350	4.375	7.100	1.412	0.990	-8.1cc	509	12.9	11.9	11.5	4032	0.350	0.0041	0.0049	929962450
535	4.350	4.500	7.100	1.350	0.990	-8.1cc	500	13.2	12.2	11.8	4032	0.350	0.0041	0.0049	929962350
541	4.375						510	13.3	12.3	11.9					929962375

HEMI 5.7L DOME - compatible with all 5.7L and 6.1L heads															
1.0, 1.0, 2.0mm File Fit Performance Ring Set Included															
CR calculated at 0.016" below deck and 0.027" head gasket thickness															
345	3.917	3.579	6.242	1.205	0.927	10.2cc	438	12.2	10.8	9.5	2618	0.500	0.0036	0.0044	930276017 *
347	3.927						442	12.2	10.8	9.5					930276027 *
349	3.937						445	12.3	10.9	9.6					930276037 *
350	3.947						448	12.3	10.9	9.6					930276047 *
366	3.917	3.800	6.125	1.205	0.927	10.2cc	438	12.6	11.2	9.9	2618	0.500	0.0036	0.0044	930276017 *
368	3.927						442	12.7	11.3	9.9					930276027 *
370	3.937						445	12.7	11.3	10.0					930276037 *
372	3.947						448	12.8	11.3	10.0					930276047 *
392	3.927	4.050	6.125	1.095R	0.927	-2.2cc	405	11.6	10.5	9.4	4032	0.250	0.0025	0.0033	930276227
394	3.937						408	11.7	10.5	9.5					930276237
396	3.947						411	11.7	10.6	9.5					930276247
392	3.927					6cc	426	12.9	11.5	10.2	4032	0.250	0.0025	0.0033	930276327
394	3.937						429	13.0	11.6	10.3					930276337
396	3.947						432	13.0	11.6	10.3					930276347

Compression Heights with "R" INCLUDE Oil Support Rails
 *Hard Anodized Top Ring Groove For Extreme Duty Applications
 3.800 / 6.125 CR calculated at 0.022" below deck and 0.027" head gasket thickness

HEMI 6.1L DROP-IN FORGED REPLACEMENT ASSEMBLY NO BALANCING, NO COMP RATIO CHANGE

Also works with 6.4L CYLINDER HEAD

1.0, 1.0, 2.0mm File Fit Performance Ring Set Included

CR calculated at 0.013" above deck and 0.041" head gasket thickness

370	4.055	3.580	6.242	1.220	0.984	-1cc	441	10.4			4032	0.250	0.0025	0.0033	930111655 *
-----	-------	-------	-------	-------	-------	------	-----	------	--	--	------	-------	--------	--------	-------------

*Hard Anodized Top Ring Groove For Extreme Duty Applications



Cubic Inches	Bore	Stroke	Rod	Comp Height	Pin Diam.	Crown Vol	Wght G	Compression Ratio	Alloy	Clearance Guide			Part No.
										Meas.	Min	Max	
HEMI 6.1L													
NOTE : Piston oil squirter removal and block-off is required due to con rod contact with OE squirter													
Also works with 6.4L CYLINDER HEAD													
1.0, 1.0, 2.0mm File Fit Performance Ring Set Included 74cc													
370	4.055	3.580	6.242	1.220	0.984	-1cc	450	10.1	2618	0.250	0.0046	0.0054	930277855 *
371	4.060						452	10.1					930277860 *
370	4.055					-1cc	441	10.1	4032	0.250	0.0025	0.0033	930277655 *
371	4.060						442	10.1					930277660 *
420	4.065	4.050	6.125	1.095R	0.927	-12cc	422	10.1	4032	0.250	0.0025	0.0033	930277565 *
424	4.080						427	10.2					930277580 *
426	4.090						431	10.2					930277590 *

Compression Heights with "R" INCLUDE Oil Support Rails
*Hard Anodized Top Ring Groove For Extreme Duty Applications
*Available In Multiple Alloys

NHRA LEGAL 6.1L HEMI

Available in bore sizes up to the legal NHRA limit of +0.080" oversize; call for sizes/other tech

1.5, 1.5, 3.0mm Ring Grooves

74cc													
370	4.055	3.580	6.200	1.262	0.927	10.5cc	524	Dependent Upon Bore Size	2618	0.250	0.0046	0.0054	9299871 *
370	4.055		6.242	1.220	0.984	-1cc	426	Dependent Upon Bore Size	4032	0.250	0.0025	0.0033	197729300 **
371	4.060												197729300 **

*PowerPak Plus 2618 Alloy & Hard Anodized Top Ring Groove For Extreme Duty Applications
**Hard Anodized Top Ring Groove For Extreme Duty Applications

HEMI 6.4L DROP-IN FORGED REPLACEMENT ASSEMBLY NO BALANCING, NO COMP RATIO CHANGE

1.0, 1.0, 2.0mm File Fit Performance Ring Set Included

CR calculated at 0.010" below deck and 0.035" head gasket thickness

74cc													
392	4.090	3.724	6.200	1.211	0.945	3.6cc	453	11.0	4032	0.250	0.0025	0.0033	930279090 *
392	4.095						454	11.0					930279095 *
393	4.100						456	11.0					930279000 *

*Hard Anodized Top Ring Groove For Extreme Duty Applications

NHRA LEGAL 6.4L HEMI

Available in bore sizes up to the legal NHRA limit of +0.080" oversize; call for sizes/other tech

1.2mm, 1.2mm, 2.0mm Rings Grooves

74cc													
392	4.091	3.724	6.200	1.211	0.945	3.6cc	444	Dependent Upon Bore Size	4032	0.250	0.0025	0.0033	197729200 *

*Hard Anodized Top Ring Groove For Extreme Duty Applications

TOP ALCOHOL HEMI

0.290" Dome Height, 0.330" Intake / 0.315" Exhaust Pocket Depths

1/16", 1/16", 3/16" File Fit Performance Ring Set Included

100cc													
527	4.4675	4.200	7.280/7.310	1.425B	1.094	17.6cc	760	12.6	2618	0.500	0.0046	0.0054	197884168

Compression Heights with "B" INCLUDE pin retaining buttons

SMALL BLOCK OLDSMOBILE 350 FLAT TOP

Note: 0.984" Pin Ø requires stock 0.980" rod to be honed

1.0, 1.0, 2.0mm File Fit Performance Ring Set Included

CR calculated at 0.013" below deck and 0.027" head gasket thickness

65cc 70cc 79cc													
351	4.065	3.385	6.000	1.625	0.984	-10.2cc	502	9.6 9.1 8.4	4032	0.500	0.0025	0.0033	197815365
358	4.100						520	9.7 9.2 8.5					197815300
367	4.155					-10.1cc	521	10.0 9.5 8.7	4032	0.500	0.0025	0.0033	197816355

BIG BLOCK OLDSMOBILE 455 Stroker DISH

1.0, 1.0, 2.0mm File Fit Performance Ring Set Included

72cc 80cc 84cc													
488	4.155	4.500	7.100	1.260	0.990	-22.0cc	491	10.7 10.0 9.7	4032	0.500	0.0025	0.0033	930274555
495	4.185						503	10.8 10.1 9.8					930274585

BIG BLOCK PONTIAC 455 Stroker FLAT TOP

Note: Top ring distance (Fireland) 0.236", will NOT work in 400 blocks w/ reliefs

1.0, 1.0, 2.0mm File Fit Performance Ring Set Included

72cc 80cc 84cc													
461	4.155	4.250	6.800	1.285	0.990	-6.4cc	529	11.8 10.9 10.5	4032	0.250	0.0025	0.0033	930275055
468	4.185						542	12.0 11.0 10.6					930275085
488	4.155	4.500	6.800	1.160	0.990	-6.4cc	506	12.5 11.5 11.1	4032	0.250	0.0025	0.0033	930275155
495	4.185						517	12.6 11.6 11.2					930275185

Meas. = The location to measure piston-to-wall clearance, referenced from the bottom of the piston skirt.
"Min" and "Max" is the suggested range of clearance over the coating for each application.
Compression Ratio - calculated at zero deck and 0.040" gasket unless otherwise noted

Bore	Stroke	Rod	Comp Height	Pin Diam.	Crown Vol	Wght G	Compression Ratio	Alloy	Clearance Meas.	Guide Min	Max	Part No.
------	--------	-----	-------------	-----------	-----------	--------	-------------------	-------	-----------------	-----------	-----	----------

Sport Compact PowerPak Applications

ACURA B18C1 DOHC VTEC 1.8L

1.0, 1.2, 2.8mm Performance Ring Set Included

CR calculated at 0.89mm below deck and 0.66mm head gasket thickness

41cc

81.00mm	87.2mm	137.9mm	30mm	21mm	-8.0cc	274	8.9	4032	0.236	0.0016	0.0024	929116289
81.50mm						277	9.0					929116209
81.50mm					1.0cc	290	10.5	4032	0.236	0.0016	0.0024	929112109
81.00mm					9.1cc	306	12.3	4032	0.236	0.0016	0.0024	929114789
81.25mm						309	12.3					929114799
81.50mm						312	12.4					929114709

ACURA RSX K20 2.0L

1.2, 1.2, 2.8mm Performance Ring Set Included

CR calculated at zero deck and 0.64mm head gasket thickness

51cc

87.00mm	86mm	139mm	30mm	22mm	-9.0cc	290	9.0	4032	0.236	0.0016	0.0024	929172525 *
86.00mm					11.8cc	329	12.6	4032	0.236	0.0016	0.0024	929170986
86.50mm						333	12.8					929170905
87.00mm						338	12.9					929170925 *

*87.00mm Also suitable for K24 w/ K20 cylinder head

ACURA K24 2.4L

1.2, 1.2, 2.8mm Performance Ring Set Included

CR calculated at 0.2mm below deck and 0.64mm head gasket thickness

51cc

87.00mm	99.0mm	152.0mm	30mm	22mm	-9.4cc	312	10.0	2618	0.236	0.0025	0.0033	930286225
87.25mm						315	10.0					930286235
87.50mm						318	10.0					930286245
87.00mm					4.3cc	320	12.4	4032	0.236	0.0016	0.0024	930024125
87.25mm						321	12.4					930024135

AUDI DAZA / DNWA RS3 TTRS 2.5L TURBO

1.0, 1.2, 2.8mm Performance Ring Set Included

CR calculated at zero deck and 0.8mm head gasket thickness

45.6cc

82.50mm	92.8mm	144mm	29.6mm	22mm	-5.0cc	322	10.0	M142P	0.250	0.0016	0.0024	197915148 *
---------	--------	-------	--------	------	--------	-----	------	-------	-------	--------	--------	-------------

*PowerPak Plus M142P Alloy & Hard Anodized Top Ring Groove For Extreme Duty Applications

BMW N14 1.6L MINI COOPER S

1.0, 1.2, 2.8mm Performance Ring Set Included

Stock

77.50mm	85.8mm	138.2mm	28.5mm	20mm	-1.1cc	273	10.3	M142P	0.385	0.0008	0.0016	930067351
---------	--------	---------	--------	------	--------	-----	------	-------	-------	--------	--------	-----------

BMW M54 B30 3.0L E46 (0.005" oversize)

1.2, 1.5, 2.0mm Performance Ring Set Included

Stock

84.127mm	89.6mm	135mm	28.32mm	22mm	0cc	304	10.5	4032	0.250	0.0010	0.0018	197843112
----------	--------	-------	---------	------	-----	-----	------	------	-------	--------	--------	-----------

BMW N54 B30 3.0L

1.0, 1.2, 2.8mm Performance Ring Set Included

CR calculated at 0.75mm above deck and 1.22mm head gasket thickness

34cc

84.00mm	89.6mm	145.05mm	31.7mm	22mm	-17.2cc	314	10.2	2618	0.250	0.0025	0.0033	197832209 *
84.50mm						320	10.3					197832225 *
84.00mm					-21.5cc	308	9.5	2618	0.250	0.0025	0.0033	197841309 *
84.50mm						314	9.6					197841325 *

*PowerPak Plus 2618 Alloy & Hard Anodized Top Ring Groove For Extreme Duty Applications

BMW S55 3.0L F80, M3, M4

1.0, 1.2, 2.8mm Performance Ring Set Included

Stock

84.00mm	89.6mm	144.35mm	32.4mm	22mm	-10.5cc	325	10.2	2618	0.250	0.0021	0.0029	197879807 *
---------	--------	----------	--------	------	---------	-----	------	------	-------	--------	--------	-------------

*PowerPak Plus 2618 Alloy & Hard Anodized Top Ring Groove For Extreme Duty Applications

BMW B58 3.0L (2020 Toyota Supra)

1.2, 1.5, 2.0mm Performance Ring Set Included

36cc

82.00mm	94.6mm	148.2mm	33.27mm	22mm	-11.0cc	299	10.6	2618	0.500	0.0025	0.0033	197883929
---------	--------	---------	---------	------	---------	-----	------	------	-------	--------	--------	-----------

*PowerPak Plus 2618 Alloy & Hard Anodized Top Ring Groove For Extreme Duty Applications

BMW S52 B32 3.2L E36 M3

1.2, 1.2, 2.8mm Performance Ring Set Included

CR calculated at 0.8mm above deck and 1.73mm head gasket thickness

35.2cc

86.60mm	89.6mm	135mm	31mm	22mm	-25.0cc	304	9.0	2618	0.395	0.0016	0.0024	930024709 *
86.60mm					-11.0cc	324	11.2	4032	0.395	0.0006	0.0014	930024409 **
86.60mm					-5.0cc	342	12.5	4032	0.395	0.0006	0.0014	930024609 **

*PowerPak Plus 2618 Alloy & Hard Anodized Top Ring Groove For Extreme Duty Applications

**Hard Anodized Top Ring Groove For Extreme Duty Applications

Bore	Stroke	Rod	Comp Height	Pin Diam.	Crown Vol	Wght G	Compression Ratio	Alloy	Clearance Guide			Part No.
									Meas.	Min	Max	
BMW S54 B32 3.2L E46 M3												
1.2, 1.2, 2.8mm Performance Ring Set Included												
CR calculated at 0.20mm below deck and 0.69mm head gasket thickness							33cc					
87.50mm	91.0mm	139mm	32.3mm	21mm	-29.0cc	334	9.1	2618	0.250	0.0020	0.0027	930000045 *
87.00mm					-13.1cc	337	11.5	2618	0.250	0.0020	0.0027	930286125 *
87.25mm						340	11.6					930286135 *
87.50mm						343	11.6					930286145 *
87.25mm					-9.2cc	354	12.5	2618	0.250	0.0020	0.0027	930000135 *
87.50mm						357	12.5					930000145 *

*PowerPak Plus 2618 Alloy & Hard Anodized Top Ring Groove For Extreme Duty Applications

BMW S65 B40 4.0L

1.2, 1.2, 2.5mm Performance Ring Set Included

CR calculated at 0.28mm below deck and 0.59mm head gasket thickness

51cc

92.00mm	75.2mm	140.7mm	27.3mm	21mm	2.1cc	366	10.1	4032	0.500	0.0010	0.0018	197843322 *
92.50mm						372	10.2					197843342 *
92.00mm					12.2cc	366	12.2	4032	0.500	0.0010	0.0018	197843622 *
92.50mm						372	12.3					197843642 *

*Hard Anodized Top Ring Groove For Extreme Duty Applications

BMW S85 B50 5.0L (V10)

1.2, 1.2, 2.5mm Performance Ring Set Included

CR calculated at 0.28mm below deck and 0.59mm head gasket thickness

51cc

92.00mm	75.2mm	140.7mm	27.3mm	21mm	2.1cc	366	10.1	4032	0.500	0.0010	0.0018	197859522 *
92.50mm						372	10.2					197859542 *
92.00mm					12.2cc	366	12.2	4032	0.500	0.0010	0.0018	197859622 *
92.50mm						372	12.3					197859642 *

*Hard Anodized Top Ring Groove For Extreme Duty Applications

FORD EcoBoost 1.6L

1.2, 1.2, 2.0mm Performance Ring Set Included

CR calculated at 0.55mm below deck and 2.5cc gasket volume

32.8cc

79.00mm	81.4mm	134mm	28.6mm	21mm	-6cc	284	10.1	2618	0.250	0.0016	0.0023	197894710 *
---------	--------	-------	--------	------	------	-----	------	------	-------	--------	--------	-------------

*PowerPak Plus 2618 Alloy & Hard Anodized Top Ring Groove For Extreme Duty Applications

FORD ST EcoBoost 2.0L

1.2, 1.2, 2.8mm Performance Ring Set Included

CR calculated at 0.78mm below deck and 5.78cc gasket volume

43cc

87.51mm	83.1mm	155.87mm	32.8mm	22.5mm	-7.0cc	365	9.3	4032	0.400	0.0006	0.0014	197713945 **
88.00mm						372	9.4					197713965 **
87.51mm	83.1mm	155.87mm	32.8mm	22.5mm	-7.0cc	376	9.3	2618	0.400	0.0016	0.0023	197729445 *
88.00mm						383	9.4					197729465 *
87.50mm	83.1mm	155.87mm	32.8mm	22.5mm	-2.3cc	348	10.0	4032	0.250	0.0016	0.0024	197714245 **
87.50mm	83.1mm	155.87mm	32.8mm	22.5mm	3.2cc	373	11.0	2618	0.250	0.0021	0.0029	197714045 *

*PowerPak Plus 2618 Alloy & Hard Anodized Top Ring Groove For Extreme Duty Applications.

**Hard Anodized Top Ring Groove For Extreme Duty Applications

FORD Zetec 2.0L SCCA

Per Regulation, Requires OEM 1.5, 1.75, 3.0mm Rings (2S4Z-6148-AA), Not Included

121	3.339	3.460	5.483	1.157	0.787	-2.6cc	307	Stock	4032	0.500	0.0006	0.0014	930169439
-----	-------	-------	-------	-------	-------	--------	-----	-------	------	-------	--------	--------	-----------

FORD EcoBoost 2.3L

1.2, 1.2, 2.8mm Performance Ring Set Included

CR calculated at 1.9mm below deck and 5.78cc gasket volume

43cc

87.51mm	94.0mm	149.3mm	32.8mm	22.5mm	-6.5cc	359	9.5	2618	0.395	0.0016	0.0023	197755345 *
88.00mm						365	9.6					197755365 *
87.51mm	94.0mm	149.3mm	32.8mm	22.5mm	-6.5cc	365	9.5	4032	0.400	0.0006	0.0014	197937145 **
88.00mm						371	9.6					197937165 **

*PowerPak Plus 2618 Alloy & Hard Anodized Top Ring Groove For Extreme Duty Applications.

**Hard Anodized Top Ring Groove For Extreme Duty Applications



Bore	Stroke	Rod	Comp Height	Pin Diam.	Crown Vol	Wght G	Compression Ratio	Alloy	Clearance Guide			Part No.
									Meas.	Min	Max	
HONDA B16, A1, A2, A3 DOHC VTEC 1.6L												
1.0, 1.2, 2.8mm Performance Ring Set Included												
CR calculated at 0.55mm below deck and 0.66mm head gasket thickness							42cc					
81.50mm	77.4mm	134mm	30mm	21mm	1.0cc	290	9.5	4032	0.236	0.0016	0.0024	929112109
81.00mm					9.1cc	306	11.2	4032	0.236	0.0016	0.0024	929114789
81.25mm						309	11.2					929114799
81.50mm						312	11.3					929114709

HONDA B18C1 DOHC VTEC 1.8L												
1.0, 1.2, 2.8mm Performance Ring Set Included												
CR calculated at 0.89mm below deck and 0.66mm head gasket thickness							41cc					
81.50mm	87.2mm	137.9mm	30mm	21mm	1.0cc	290	10.5	4032	0.236	0.0016	0.0024	929112109
81.00mm					9.1cc	306	12.3	4032	0.236	0.0016	0.0024	929114789
81.25mm						309	12.3					929114799
81.50mm						312	12.4					929114709

HONDA H22 GOLD SERIES 2.2L - FOR USE IN FACTORY FRM (FIBER REINFORCED MATRIX) CYLINDERS ONLY												
1.2, 1.2, 2.8mm Performance Ring Set Included												
CR calculated at 0.15mm below deck and 0.66mm head gasket thickness							54cc					
87.00mm	90.7mm	143mm	31mm	22mm	-7.0cc	293	9.2	4032	0.236	0.0016	0.0024	930081525
87.25mm						296	9.2					930081535
87.00mm					-1.0cc	309	10.0	4032	0.236	0.0016	0.0024	930082325
87.00mm					9.8cc	335	12.0	4032	0.236	0.0016	0.0024	930083125
87.25mm						338	12.1					930083135

HONDA S2000 F20C 2.0L GOLD SERIES - FOR USE IN FACTORY FRM (FIBER REINFORCED MATRIX) CYLINDERS ONLY												
1.2, 1.2, 2.8mm Performance Ring Set Included, Designed for Aftermarket Rods												
CR calculated at 1.0mm above deck and 0.76mm head gasket thickness							54cc					
87.00mm	84.0mm	153mm	30mm	23mm	9.0cc	331	12.5	4032	0.375	0.0006	0.0014	929986125 **
87.10mm						332	12.5					929986129 **
87.25mm						334	12.5					929986135 **
87.00mm					-11.0cc	303	8.9	2618	0.375	0.0016	0.0024	929986425 *
87.25mm						306	8.9					929986435 *

*PowerPak Plus 2618 Alloy & Hard Anodized Top Ring Groove For Extreme Duty Applications

**Hard Anodized Top Ring Groove For Extreme Duty Applications

HONDA S2000 F22C 2.2L GOLD SERIES - FOR USE IN FACTORY FRM (FIBER REINFORCED MATRIX) CYLINDERS ONLY												
1.2, 1.2, 2.8mm Performance Ring Set Included, Designed for Aftermarket Rods												
CR calculated at 1.0mm above deck and 0.76mm head gasket thickness							54cc					
87.00mm	90.7mm	149.65mm	30mm	23mm	9.0cc	331	13.4	4032	0.375	0.0006	0.0014	929986125 **
87.10mm						332	13.4					929986129 **
87.25mm						334	13.4					929986135 **
87.00mm					-11.0cc	303	9.5	2618	0.375	0.0016	0.0024	929986425 *
87.25mm						306	9.5					929986435 *

*PowerPak Plus 2618 Alloy & Hard Anodized Top Ring Groove For Extreme Duty Applications

**Hard Anodized Top Ring Groove For Extreme Duty Applications

HYUNDAI THETA L-4 TURBO 2.0L												
1.2, 1.2, 2.8mm Performance Ring Set Included												
CR calculated at 0.55mm below deck and 0.66mm head gasket thickness							50.5cc					
86.00mm	86.0mm	146mm	30mm	22mm	-11.4cc	300	8.5	2618	0.260	0.0025	0.0033	929960585

MAZDA MZR 2.3L DISI												
1.2, 1.2, 2.8mm Performance Ring Set Included												
CR calculated at 0.5mm below deck and 4.69cc gasket volume							44cc					
87.50mm	94.0mm	150.622mm	32.87mm	22.5mm	-15.3cc	364	9.5	2618	0.250	0.0016	0.0024	197723845 *
88.00mm						370	9.6					197723865 *
87.50mm	94.0mm	150.622mm	32.87mm	22.5mm	-15.3cc	353	9.5	4032	0.250	0.0006	0.0014	197786145 **
88.00mm						359	9.6					197786165 **

*PowerPak Plus 2618 Alloy & Hard Anodized Top Ring Groove For Extreme Duty Applications.

**Hard Anodized Top Ring Groove

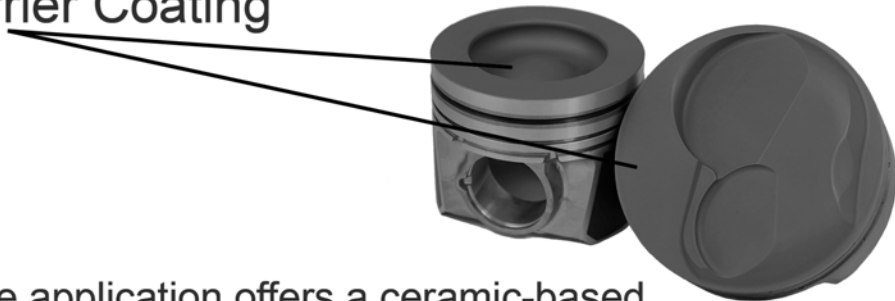


Bore	Stroke	Rod	Comp Height	Pin Diam.	Crown Vol	Wght G	Compression Ratio	Alloy	Clearance Guide			Part No.
									Meas.	Min	Max	
MITSUBISHI 4G63 2.0L 88-92 ECLIPSE												
1.2, 1.2, 2.8mm Performance Ring Set Included												
CR calculated at 0.3mm below deck and 1.3mm head gasket thickness							47cc					
85.50mm	88.0mm	150mm	34.7mm	21mm	-10.0cc	313	8.7	4032	0.236	0.0016	0.0024	929981966
86.00mm						319	8.7					929981986
MITSUBISHI 4G63 2.0L 93-02 ECLIPSE 03-09 LANCER EVO												
1.2, 1.2, 2.8mm Performance Ring Set Included												
CR calculated at 0.3mm below deck and 1.3mm head gasket thickness							47cc					
85.00mm	88.0mm	150mm	34.7mm	22mm	-10.0cc	305	8.6	4032	0.236	0.0016	0.0024	930130046
85.50mm						311	8.7					930130066
86.00mm						318	8.7					930130086
85.50mm					-10.0cc	315	8.7	2618	0.236	0.0025	0.0033	929925866 *
86.00mm						321	8.7					929925885 *
85.50mm	94.0mm	150mm	31.7mm	22mm	-11.9cc	312	8.9	2618	0.236	0.0025	0.0033	930143666 *
86.00mm						318	9.0					930143685 *
85.50mm	100.0mm	150mm	28.7mm	22mm	-18.6cc	276	8.7	4032	0.236	0.0016	0.0024	930131866
86.00mm						282	8.8					930131886
85.50mm						280	8.7	2618	0.236	0.0025	0.0033	929990666 *
86.00mm						286	8.8					929990685 *
*PowerPak Plus 2618 Alloy & Hard Anodized Top Ring Groove For Extreme Duty Applications												
MITSUBISHI 4B11T EVO X 2.0L												
1.2, 1.2, 2.8mm Performance Ring Set Included												
CR calculated at zero deck and 1.02mm head gasket thickness							49cc					
86.00mm	86.0mm	143.75mm	33.37mm	23mm	-4.5cc	331	9.4	2618	0.500	0.0025	0.0033	929945985 *
86.50mm						337	9.5					929945905 *
*PowerPak Plus 2618 Alloy & Hard Anodized Top Ring Groove For Extreme Duty Applications												
NISSAN SR20DET (SILVIA) 2.0L												
NOTE : Must check oil squirter clearance, possible modification needed.												
1.2, 1.2, 2.8mm Performance Ring Set Included												
CR calculated at 0.47mm below deck and 1.09mm head gasket thickness							46.5cc					
86.50mm	86.0mm	136mm	31.83mm	22mm	-11.5cc	309	8.5	4032	0.236	0.0016	0.0024	930101105
87.00mm						313	8.6					930101125
NISSAN RB25DET (SKYLINE) 2.5L												
NOTE : Must check oil squirter clearance, possible modification needed.												
1.2, 1.2, 2.8mm Performance Ring Set Included												
CR calculated at 0.15mm above deck and 0.99mm head gasket thickness							62cc					
86.50mm	71.7mm	121.5mm	31.3mm	21mm	11.5cc	353	8.5	4032	0.236	0.0016	0.0024	929811650
NISSAN RB26DETT (SKYLINE) 2.6L												
NOTE : Must check oil squirter clearance, possible modification needed.												
1.2, 1.2, 2.8mm Performance Ring Set Included												
CR calculated at 0.1mm above deck and 1.57mm head gasket thickness							65cc					
86.50mm	73.7mm	121.5mm	30.25mm	21mm	16.0cc	366	8.5	2618	0.236	0.0031	0.0039	930110205 *
87.00mm						372	8.6					930110225 *
*PowerPak Plus 2618 Alloy & Hard Anodized Top Ring Groove For Extreme Duty Applications												
NISSAN RB30E/RB30ET (SKYLINE) 3.0L												
1.2, 1.2, 2.8mm Performance Ring Set Included												
CR calculated at 0.5mm below deck and 1.0mm head gasket thickness							58cc					
86.50mm	85.0mm	152.5mm	32.5mm	21mm	-4.3cc	323	8.0	4032	0.236	0.0016	0.0024	929810950
86.50mm						332	8.0	2618	0.236	0.0031	0.0039	929994605 *
*PowerPak Plus 2618 Alloy & Hard Anodized Top Ring Groove For Extreme Duty Applications												
NISSAN VQ35DET (350z, INFINITI G35) 3.5L												
1.2, 1.2, 2.5mm Performance Ring Set Included												
CR calculated at zero deck and 1.14mm head gasket thickness							56cc					
95.50mm	81.4mm	144.1mm	29.6mm	22mm	-5.0cc	388	9.4	4032	0.250	0.0016	0.0024	929809360
96.00mm						394	9.5					929809380
NISSAN VR38DETT GT-R 3.8L												
1.2, 1.2, 2.5mm Performance Ring Set Included												
CR calculated at 0.45mm below deck and 1.0mm head gasket thickness							64cc					
95.51mm	88.4mm	165.1mm	34.25mm	23mm	-3.6cc	422	9.1	2618	0.500	0.0025	0.0033	929942860 *
*PowerPak Plus 2618 Alloy & Hard Anodized Top Ring Groove For Extreme Duty Applications												

Bore	Stroke	Rod	Comp Height	Pin Diam.	Crown Vol	Wght G	Compression Ratio	Alloy	Clearance Guide			Part No.	
									Meas.	Min	Max		
NISSAN VR38DETT GT-R STROKER 4.1L													
1.2, 1.2, 2.5mm Performance Ring Set Included													
CR calculated at 0.45mm below deck and 1.0mm head gasket thickness							64cc						
95.51mm	94.4mm	165.1mm	31.25mm	23mm	-4.8cc	407	9.5	2618	0.250	0.0025	0.0033	930285660 *	
*PowerPak Plus 2618 Alloy & Hard Anodized Top Ring Groove For Extreme Duty Applications													
SUBARU 2.0L EJ20													
1.2, 1.2, 2.5mm Performance Ring Set Included													
CR calculated at 0.3mm below deck and 0.6mm head gasket thickness							49cc						
92.00mm	75.0mm	130.5mm	32.7mm	23mm	-12.0cc	346	8.4	4032	0.235	0.0021	0.0029	930020322	
92.50mm						352	8.5					930020342	
93.00mm						359	8.6					930020362	
92.50mm	75.0mm	130.5mm	32.7mm	23mm	-12.0cc	362	8.5	2618	0.235	0.0031	0.0039	929927942 *	
93.00mm						369	8.6					929927961 *	
*PowerPak Plus 2618 Alloy & Hard Anodized Top Ring Groove For Extreme Duty Applications													
SUBARU 2.2L STROKER													
1.2, 1.2, 2.5mm Performance Ring Set Included													
CR calculated at 0.7mm below deck and 0.6mm head gasket thickness							49cc						
92.50mm	79.0mm	130.5mm	30.3mm	23mm	-16.0cc	337	8.2	4032	0.235	0.0021	0.0029	929847842	
93.00mm						344	8.3					929847861	
92.00mm	79.0mm	130.5mm	30.3mm	23mm	-16.0cc	347	8.1	2618	0.235	0.0031	0.0039	929928122 *	
92.50mm						347	8.2					929928142 *	
93.00mm						354	8.3					929928161 *	
*PowerPak Plus 2618 Alloy & Hard Anodized Top Ring Groove For Extreme Duty Applications													
SUBARU FA20 TURBO													
1.2, 1.2, 2.8mm Performance Ring Set Included													
CR calculated at 0.2mm below deck and 0.61 x 89.5mm head gasket							40cc						
86.00mm	86.0mm	129.3mm	32.5mm	22mm	-8.0cc	320	10.5	2618	0.500	0.0021	0.0029	197769285 *	
86.50mm						326	10.6					197769205 *	
*PowerPak Plus 2618 Alloy & Hard Anodized Top Ring Groove For Extreme Duty Applications													
SUBARU WRX 2.5L STI, FORESTER, LEGACY													
1.0, 1.0, 2.0mm File Fit Performance Ring Set Included													
CR calculated at 0.3mm below deck and 0.6mm head gasket thickness							50cc 56cc						
99.50mm	79.0mm	130.5mm	30.7mm	23mm	-19.3cc	398	9.1 8.5	4032	0.250	0.0021	0.0029	930285017	
99.75mm						401	9.1 8.5					930285027	
100.0mm						405	9.1 8.5					930285037	
99.50mm	79.0mm	130.5mm	30.7mm	23mm	-19.3cc	409	9.1 8.5	2618	0.250	0.0031	0.0039	930285117 *	
99.75mm						413	9.1 8.5					930285127 *	
100.0mm						417	9.1 8.5					930285137 *	
99.50mm	79.0mm	130.5mm	30.7mm	23mm	-14.1cc	411	9.6 9.0	4032	0.250	0.0021	0.0029	930285217	
99.75mm						414	9.7 9.0					930285227	
100.00mm						418	9.7 9.0					930285237	
*PowerPak Plus 2618 Alloy & Hard Anodized Top Ring Groove For Extreme Duty Applications													
SUBARU WRX 2.5L STI, BOXED STRUT CONSTRUCTION													
1.0, 1.0, 2.0mm File Fit Performance Ring Set Included													
CR calculated at 0.3mm below deck and 0.6mm head gasket thickness							50cc 56cc						
99.50mm	79.0mm	130.5mm	30.7mm	23mm	-14.1cc	403	9.6 9.0	2618	0.250	0.0031	0.0039	930285417 *	
99.75mm						406	9.7 9.0					930285427 *	
100.00mm						409	9.7 9.0					930285437 *	
*PowerPak Plus 2618 Alloy & Hard Anodized Top Ring Groove For Extreme Duty Applications													
TOYOTA 2ZZ-GE (CELICA GT-S) 1.8L													
1.0, 1.2, 2.8mm Performance Ring Set Included													
CR calculated at 0.5mm below deck and 0.48mm head gasket thickness							38cc						
82.01mm	85.0mm	137.9mm	31.2mm	20mm	-12.0cc	298	9.1	4032	0.250	0.0016	0.0024	929833600	
82.01mm					4.3cc	330	12.5	4032	0.250	0.0016	0.0024	929833700	
TOYOTA 3S-GTE 2.0L 90-95 MR2 TURBO													
1.2, 1.2, 2.8mm Performance Ring Set Included													
CR calculated at zero deck and 1mm gasket thickness							51cc						
86.50mm	86.0mm	138mm	35.0mm	22mm	-4.1cc	343	9.0	4032	0.236	0.0016	0.0024	929807705	
TOYOTA 2JZ-GTE (SUPRA) 3.0L													
1.2, 1.2, 2.8mm Performance Ring Set Included													
CR calculated at zero deck and 1mm gasket thickness							46.0						
86.00mm	86.0mm	142.0mm	34.0mm	22mm	-14.2cc	329	8.6	2618	0.236	0.0031	0.0039	928989386 *	
86.50mm						337	8.6					928989305 *	
87.00mm						343	8.7					928989325 *	
*PowerPak Plus 2618 Alloy & Hard Anodized Top Ring Groove For Extreme Duty Applications													

Bore	Stroke	Rod	Comp Height	Pin Diam.	Crown Vol	Wght G	Compression Ratio	Alloy	Clearance Guide			Part No.
									Meas.	Min	Max	
VOLKSWAGEN/AUDI EA113 (95-2000) 1.8L TURBO												
1.0, 1.2, 2.8mm Performance Ring Set Included												
CR calculated at zero deck and 1.14mm head gasket thickness							42cc					
81.00mm	86.4mm	144mm	32.7mm	20mm	-12.0cc	287	8.4	4032	0.395	0.0010	0.0018	930229089
81.50mm						294	8.5					930229009
VOLKSWAGEN/AUDI LATE (2000+) 1.8L TURBO												
1.0, 1.2, 2.8mm Performance Ring Set Included												
CR calculated at zero deck and 1.14mm head gasket thickness							42cc					
81.50mm	86.4mm	144mm	32.7mm	19mm	-12.0cc	296	8.5	4032	0.395	0.0010	0.0018	929960209
VOLKSWAGEN/AUDI B5 S4 2.7L 6-cyl. 5V Turbo												
1.0, 1.2, 2.8mm Performance Ring Set Included												
CR calculated at zero deck and 1.14mm head gasket thickness							42cc					
81.50mm	86.4mm	154mm	30.7mm	21mm	-7.2cc	295	9.0	4032	0.395	0.0010	0.0018	930070509 *
*Hard Anodized Top Ring Groove												
VOLKSWAGEN TFSi EA113 (2006-2009) 2.0L TURBO												
1.0, 1.2, 2.8mm Performance Ring Set Included												
CR calculated at zero deck and 0.8mm head gasket thickness							45cc					
82.50mm	92.8mm	144mm	29.6mm	20mm	-10.4cc	312	9.3	M142P	0.250	0.0010	0.0018	197799948 *
83.00mm					-11.1cc	318	9.3					197800168 **
83.50mm						323	9.4					197800187 **
*PowerPak Plus M142 Alloy & Hard Anodized Top Ring Groove For Extreme Duty Applications												
**1.2, 1.2, 2.8mm Performance Ring Set Included												
VOLKSWAGEN TSi EA888 (2010+) 2.0L TURBO												
1.2, 1.5, 2.0mm Performance Ring Set Included												
CR calculated at zero deck and 1.0mm head gasket thickness							46cc					
82.50mm	92.8 mm	144 mm	29.6mm	21mm	-7.1cc	323	9.5	M142P	0.250	0.0010	0.0018	930188548 *
83.00mm						328	9.6					930188568 *
*PowerPak Plus M142P Alloy & Hard Anodized Top Ring Groove For Extreme Duty Applications												
VOLKSWAGEN TSi EA888 Gen 3 (2015-2018) 2.0L TURBO												
1.2, 1.5, 2.0mm Performance Ring Set included												
CR calculated at zero below deck and 1.0mm head gasket thickness							46cc					
82.50mm	92.8mm	144mm	29.6mm	23mm	-7.1cc	314	9.5	M142P	0.250	0.0010	0.0018	930286348 *
83.00mm						318	9.6					930286368 *
*PowerPak Plus M142P Alloy & Hard Anodized Top Ring Groove For Extreme Duty Applications												
VOLKSWAGEN VR6 3.2L 4V												
1.0, 1.2, 2.8mm Performance Ring Set Included												
CR calculated at zero deck and 1.0mm head gasket thickness							39cc					
84.50mm	95.9mm	164mm	34.7mm	20mm	-22.5cc	353	9.0	2618	0.175	0.0025	0.0033	930016626
VOLKSWAGEN BEETLE Type I, II, III												
1.2, 1.2, 2.5mm Performance Ring Set Included												
Rod length, deck height and compression ratio will vary based on engine combination												
							Various					
94.00mm	82.0mm	-	35mm	22mm	0cc	380	-	2618	0.500	0.0034	0.0042	930285900
94.00mm	84.0mm	-				380	-					930285900
94.00mm	86.0mm	-				380	-					930285900
94.00mm	88.0mm	-				380	-					930285900

Thermal Barrier Coating



The cutting edge application offers a ceramic-based thermic barrier. Durable and resistant to thermal shock, it insulates the piston crown and reduces heat transfer.

Cubic Inches	Bore Inches	Stroke	Rod	Comp Height	Pin Diam.	Crown Vol	Wght G	Compression Ratio	Alloy	Clearance Guide			Part No.
										Meas.	Min	Max	

Diesel PowerPak Applications

CUMMINS 5.9L B-Series Cast Performance Pistons - 12V

Early 12V and marine-style bowl, short pin design, coated skirt - Ring Set (S42170) Included

CR calculated with 0.019" piston protrusion above deck and 0.060 x 4.150" head gasket

7cc													
359	4.015	4.724	7.559	2.817	1.575	-47.1cc	1119	16.5	M124	0.500	0.0055	0.0063	930036315
362	4.035						1138	16.6					930036335
366	4.055						1158	16.8					930036355
359	4.015	4.724	7.559	2.817	1.575	-52.4cc	1105	15.3	M124	0.500	0.0055	0.0063	930036515
362	4.035						1124	15.4					930036535
366	4.055						1144	15.6					930036555

CUMMINS 5.9L B-Series Cast Performance Pistons - 12V w/ 0.150" deep valve pockets

Early 12V and marine-style bowl, short pin design, coated skirt - Ring Set (S42170) Included

CR calculated with 0.019" piston protrusion above deck and 0.060 x 4.150" head gasket

7cc													
359	4.015	4.724	7.559	2.817	1.575	-54.8cc	1099	14.8	M124	0.500	0.0055	0.0063	930036415
362	4.035						1118	14.9					930036435
366	4.055						1137	15.1					930036455
359	4.015	4.724	7.559	2.817	1.575	-59.9cc	1085	13.9	M124	0.500	0.0055	0.0063	930036615
362	4.035						1104	14.0					930036635
366	4.055						1124	14.1					930036655

CUMMINS 5.9L B-Series Cast Performance Pistons - 24V w/ 0.100" deep valve pockets

Modified version of the 03-04 bowl, short pin design, coated skirt - Ring Set (S42170) Included

CR calculated with 0.019" piston protrusion above deck and 0.060 x 4.150" head gasket

NOTE: Available Spring of 2022

6cc													
359	4.015	4.724	7.559	2.817	1.575	-48.5cc	TBD	16.3	M174+	0.500	0.0055	0.0063	197952615
362	4.035						TBD	16.5					197952635
366	4.055						TBD	16.7					197952655
359	4.015	4.724	7.559	2.817	1.575	-53.0cc	TBD	15.3	M174+	0.500	0.0055	0.0063	197952515
362	4.035						TBD	15.5					197952535
366	4.055						TBD	15.6					197952555

CUMMINS 5.9L B-Series Cast Performance Pistons - 24V

Modified version of the 03-04 bowl, short pin design, coated skirt - Ring Set (S42170) Included

CR calculated with 0.019" piston protrusion above deck and 0.060 x 4.150" head gasket

NOTE: Available Spring of 2022

6cc													
359	4.015	4.724	7.559	2.817	1.575	-48.5cc	TBD	16.3	M174+	0.500	0.0055	0.0063	197952715
362	4.035						TBD	16.5					197952735
366	4.055						TBD	16.7					197952755

CUMMINS 5.9L B-Series Cast Performance Pistons - 24V w/ 0.100" deep valve pockets

Modified version of the 04-05 bowl, short pin design, coated skirt - Ring Set (S42170) Included

CR calculated with 0.019" piston protrusion above deck and 0.060 x 4.150" head gasket

NOTE: Available Spring of 2022

6cc													
359	4.015	4.724	7.559	2.817	1.575	-48.5cc	TBD	16.4	M174+	0.500	0.0055	0.0063	197952915
362	4.035						TBD	16.5					197952935
366	4.055						TBD	16.7					197952955
359	4.015	4.724	7.559	2.817	1.575	-53.0cc	TBD	15.3	M174+	0.500	0.0055	0.0063	197952815
362	4.035						TBD	15.5					197952835
366	4.055						TBD	15.6					197952855

CUMMINS 5.9L B-Series Cast Performance Pistons - 24V

Modified version of the 04-05 bowl, short pin design, coated skirt - Ring Set (S42170) Included

CR calculated with 0.019" piston protrusion above deck and 0.060 x 4.150" head gasket

NOTE: Available Spring of 2022

6cc													
359	4.015	4.724	7.559	2.817	1.575	-48.5cc	TBD	16.3	M174+	0.500	0.0055	0.0063	197953015
362	4.035						TBD	16.5					197953035
366	4.055						TBD	16.7					197953055

Cubic Inches	Bore	Stroke	Rod	Comp Height	Pin Diam.	Crown Vol	Wght G	Compression Ratio	Alloy	Clearance Guide			Part No.
										Meas.	Min	Max	
CUMMINS 5.9L B-Series Forged Aluminum Race Pistons - 12V w/ 0.150" deep valve pockets													
CH reduced 0.010", Early 12V and marine-style bowl, Coated skirt and Hard Anodized top ring groove - Ring Set (9300440xx-6) Included													
CR calculated with 0.010" piston protrusion above deck and 0.060 x 4.150" head gasket													
7cc													
359	4.015	4.724	7.559	2.805	1.575	-53.5cc	1191	15.0	M142P	0.500	0.0076	0.0084	197808815
362	4.035						1210	15.2					197808835
366	4.055						1229	15.3					197808855
359	4.015	4.724	7.559	2.805	1.575	-59.0cc	1183	14.0	M142P	0.500	0.0076	0.0084	197808715
362	4.035						1202	14.2					197808735
366	4.055						1222	14.3					197808755

CUMMINS 5.9L B-Series Forged Aluminum Race Pistons - 24V w/ 0.100" deep valve pockets													
CH reduced 0.010", Modified version of the 03-04 bowl, Coated skirt and Hard Anodized top ring groove - Ring Set (9300440xx-6) Included													
CR calculated with 0.010" piston protrusion above deck and 0.060 x 4.150" head gasket													
6cc													
359	4.015	4.724	7.559	2.805	1.575	-46.7cc	1204	16.3	M142P	0.500	0.0076	0.0084	197809915
362	4.035						1222	16.5					197809935
366	4.055						1242	16.7					197809955
359	4.015	4.724	7.559	2.805	1.575	-51.0cc	1196	15.4	M142P	0.500	0.0076	0.0084	197809815
362	4.035						1215	15.5					197809835
366	4.055						1234	15.7					197809855

CUMMINS 5.9L B-Series Forged Aluminum Race Pistons - 24V w/ 0.100" deep valve pockets													
CH reduced 0.010", Modified version of the 04.5-07 bowl, Coated skirt and Hard Anodized top ring groove - Ring Set (9300440xx-6) Included													
CR calculated with 0.010" piston protrusion above deck and 0.060 x 4.150" head gasket													
NOTE: Available Spring of 2022													
6cc													
359	4.015	4.724	7.559	2.805	1.575	-46.7cc	1203	16.3	M142P	0.500	0.0076	0.0084	197946315
362	4.035						1222	16.5					197946335
366	4.055						1241	16.6					197946355
359	4.015	4.724	7.559	2.805	1.575	-51.0cc	1196	15.4	M142P	0.500	0.0076	0.0084	197946215
362	4.035						1214	15.5					197946235
366	4.055						1234	15.7					197946255

CUMMINS 5.9L B-Series Forged Aluminum Race Pistons - 12V or 24V (Custom Order)													
Call for details. Coated skirt and Hard Anodized top ring groove - Ring Set (9300440xx) Included													
359	4.015	made to order		made to order				made to order	M142P	0.500	0.0076	0.0084	929943015
362	4.035												929943035
366	4.055												929943055

CUMMINS 5.9L B-Series Forged Steel MONOTHERM - 24V 03-07 Commonrail (using 04.5-07 Injectors)													
CH reduced 0.010", modified version of 04.5-07 bowl for reduced CR, 0.075" pockets, DLC coated pin - Ring Set (S42170) Included													
CR calculated with 0.010" piston protrusion above deck and 0.060 x 4.150" head gasket													
6cc													
359	4.015	4.724	7.559	2.804	1.575	-48.6cc	1681	15.9	Steel	0.750	0.0016	0.0023	929969315
362	4.035						1708	16.0					929969335
366	4.055						1736	16.2					929969355

CUMMINS 6.7L B-Series Forged Aluminum Race Pistons - 24V w/ 0.200" deep valve pockets													
CH reduced 0.010", Modified Industrial bowl, Coated skirt and Hard Anodized top ring groove - Ring Set (1978502xx-6) Included													
CR calculated with 0.006" piston protrusion above deck and 0.062 x 4.312" head gasket													
6cc													
408	4.213	4.882	7.559	2.722	1.575	-55.6cc	1318	15.9	M142P	0.500	0.0076	0.0084	197850313
412	4.233						1338	16.0					197850333
416	4.253						1357	16.1					197850353

FORD 6.0L Powerstroke Forged Aluminum Race Pistons (Custom Order)													
Call for details. Coated skirt and Hard Anodized top ring groove - Ring Set (S41940) Included													
363	3.740	made to order		made to order				made to order	M142P	0.500	0.0046	0.0054	929901340
367	3.760												929901360
371	3.780												929901380

FORD 6.4L Powerstroke Forged Aluminum Race Pistons (Custom Order)													
Call for details. Coated skirt and Hard Anodized top ring groove - Ring Set (S42097) Included													
388	3.866	made to order		made to order				made to order	M142P	0.500	0.0046	0.0054	930060266
392	3.886												930060286
396	3.906												930060206

FORD 6.7L Powerstroke Forged Aluminum Race Pistons (Custom Order)													
Call for details. Coated skirt and Hard Anodized top ring groove - Ring Set (S42168) Included													
406	3.898	made to order		made to order				made to order	M142P	0.500	0.0046	0.0054	197835398
410	3.918												197835318
414	3.938												197835338

Cubic Inches	Bore Inches	Stroke	Rod	Comp Height	Pin Diam.	Crown Vol	Wght G	Compression Ratio	Alloy	Clearance Guide			Part No.
										Meas.	Min	Max	
FORD 7.3L Powerstroke Forged Aluminum Race Pistons (Custom Order)													
Call for details. Coated skirt and Hard Anodized top ring groove - Ring Set (S41768) Included													
444	4.110		made to order		made to order			made to order	M124P	0.500	0.0076	0.0084	197763710
448	4.130												197763730
452	4.150												197763750
GM 6.6L Duramax Cast Performance Pistons													
Revised casting with improved crown geometry and Performance bowl design, coated skirt - Ring Set (40xxMDK-D) Included													
CH reduced 0.010" - Fits LB7, LLY, LBZ, LMM, LGH, LML													
CR calculated with 0.012" piston protrusion above deck and 0.037 x 4.115" head gasket													
								6.5cc					
403	4.055	3.898	6.417	1.951	1.358	-40.7cc	864	16.6	M142	0.500	0.0016	0.0023	930036055
407	4.075						880	16.8					930036075
411	4.095						896	17.0					930036095
GM 6.6L Duramax Cast Performance Pistons w/ 0.075" Deep Valve Pockets													
Revised casting with improved crown geometry and Performance bowl design, coated skirt - Ring Set (40xxMDK-D) Included													
CH reduced 0.010" - Fits LB7, LLY, LBZ, LMM, LGH, LML													
CR calculated with 0.012" piston protrusion above deck and 0.037 x 4.115" head gasket													
								6.5cc					
403	4.055	3.898	6.417	1.951	1.358	-41.8cc	861	16.3	M142	0.500	0.0016	0.0023	930029855
407	4.075						877	16.5					930029875
411	4.095						893	16.6					930029895
GM 6.6L Duramax Forged Aluminum Race Pistons w/ 0.075" Deep Valve Pockets													
Shelf stock version of the Custom Race Piston, Coated skirt and Hard Anodized top ring groove - Ring Set (40xxMDR*) Included													
CH reduced 0.010" - Fits LB7, LLY, LBZ, LMM, LGH, LML - Brodix and Wagler Cylinder Heads													
CR calculated with 0.012" piston protrusion above deck and 0.037 x 4.115" head gasket													
								6.5cc					
403	4.055	3.898	6.417	1.951	1.358	-41.8cc	774	16.3	M124P	0.500	0.0055	0.0063	930036255
407	4.075						785	16.5					930036275
411	4.095						797	16.6					930036295
*Includes CrN PVD Stainless Steel 1/16 Rectangular Top Ring													
GM 6.6L Duramax Forged Aluminum Race Pistons (Custom Order)													
Call for details. Coated skirt and Hard Anodized top ring groove - Ring Set (40xxMDR*) Included													
403	4.055		made to order		made to order			made to order	M124P	0.500	0.0055	0.0063	929946655
407	4.075												929946675
411	4.095												929946695
*Includes CrN PVD Stainless Steel 1/16 Rectangular Top Ring													

Motorsport Ring Sets

Finish Bore	Description	Set Part Number	Finish Bore	Description	Set Part Number
1.0mm, 1.0mm, 2.0mm Standard Tension +.005 File Fit Rings			1.0mm, 1.0mm, 2.0mm Standard Tension Drop In Rings		
3.552"	1.0, 1.0, 2.0mm File Fit	3557MS-112	4.000"	1.0, 1.0, 2.0mm Drop-In	4000MS-112D
3.572"	1.0, 1.0, 2.0mm File Fit	3577MS-112	4.030"	1.0, 1.0, 2.0mm Drop-In	4030MS-112D
3.582"	1.0, 1.0, 2.0mm File Fit	3587MS-112	4.040"	1.0, 1.0, 2.0mm Drop-In	4040MS-112D
3.630"	1.0, 1.0, 2.0mm File Fit	3635MS-112	4.055"	1.0, 1.0, 2.0mm Drop-In	4055MS-112D
3.640"	1.0, 1.0, 2.0mm File Fit	3645MS-112	4.075"	1.0, 1.0, 2.0mm Drop-In	4075MS-112D
3.766"	1.0, 1.0, 2.0mm File Fit	3771MS-112	4.085"	1.0, 1.0, 2.0mm Drop-In	4085MS-112D
3.776"	1.0, 1.0, 2.0mm File Fit	3781MS-112	4.095"	1.0, 1.0, 2.0mm Drop-In	4095MS-112D
3.780"	1.0, 1.0, 2.0mm File Fit	3785MS-112	4.125"	1.0, 1.0, 2.0mm Drop-In	4125MS-112D
3.786"	1.0, 1.0, 2.0mm File Fit	3791MS-112	4.155"	1.0, 1.0, 2.0mm Drop-In	4155MS-112D
3.790"	1.0, 1.0, 2.0mm File Fit	3795MS-112			
3.796"	1.0, 1.0, 2.0mm File Fit	3801MS-112	1.5mm, 1.5mm, 3.0mm Standard Tension +.005" File Fit Rings		
3.800"	1.0, 1.0, 2.0mm File Fit	3805MS-112	3.551"	1.5, 1.5, 3.0mm File Fit	3556MS-15
3.810"	1.0, 1.0, 2.0mm File Fit	3815MS-112	3.571"	1.5, 1.5, 3.0mm File Fit	3576MS-15
3.820"	1.0, 1.0, 2.0mm File Fit	3825MS-112	3.581"	1.5, 1.5, 3.0mm File Fit	3586MS-15
3.830"	1.0, 1.0, 2.0mm File Fit	3835MS-112	3.766"	1.5, 1.5, 3.0mm File Fit	3771MS-15
3.898"	1.0, 1.0, 2.0mm File Fit	3903MS-112	3.796"	1.5, 1.5, 3.0mm File Fit	3801MS-15
3.905"	1.0, 1.0, 2.0mm File Fit	3910MS-112	3.810"	1.5, 1.5, 3.0mm 4cyl File Fit	3815MS-15
3.917"	1.0, 1.0, 2.0mm File Fit	3922MS-112	3.820"	1.5, 1.5, 3.0mm 4cyl File Fit	3825MS-15
3.917"	1.0, 1.0, 2.0mm 4cyl File Fit	3922MS-112-4	3.830"	1.5, 1.5, 3.0mm 4cyl File Fit	3835MS-15
3.927"	1.0, 1.0, 2.0mm File Fit	3932MS-112	3.898"	1.5, 1.5, 3.0mm File Fit	3903MS-15
3.927"	1.0, 1.0, 2.0mm 4cyl File Fit	3932MS-112-4	3.905"	1.5, 1.5, 3.0mm File Fit	3910MS-15
3.937"	1.0, 1.0, 2.0mm File Fit	3942MS-112	4.000"	1.5, 1.5, 3.0mm File Fit	4005MS-15
3.937"	1.0, 1.0, 2.0mm 4cyl File Fit	3942MS-112-4	4.005"	1.5, 1.5, 3.0mm File Fit	4010MS-15
3.947"	1.0, 1.0, 2.0mm File Fit	3952MS-112	4.010"	1.5, 1.5, 3.0mm File Fit	4015MS-15
4.000"	1.0, 1.0, 2.0mm File Fit	4005MS-112	4.020"	1.5, 1.5, 3.0mm File Fit	4025MS-15
4.005"	1.0, 1.0, 2.0mm File Fit	4010MS-112	4.030"	1.5, 1.5, 3.0mm File Fit	4035MS-15
4.010"	1.0, 1.0, 2.0mm File Fit	4015MS-112	4.040"	1.5, 1.5, 3.0mm File Fit	4045MS-15
4.020"	1.0, 1.0, 2.0mm File Fit	4025MS-112	4.060"	1.5, 1.5, 3.0mm File Fit	4065MS-15
4.025"	1.0, 1.0, 2.0mm File Fit	4030MS-112	4.065"	1.5, 1.5, 3.0mm File Fit	4070MS-15
4.030"	1.0, 1.0, 2.0mm File Fit	4035MS-112	4.070"	1.5, 1.5, 3.0mm File Fit	4075MS-15
4.035"	1.0, 1.0, 2.0mm File Fit	4040MS-112	4.080"	1.5, 1.5, 3.0mm File Fit	4085MS-15
4.040"	1.0, 1.0, 2.0mm File Fit	4045MS-112	4.090"	1.5, 1.5, 3.0mm File Fit	4095MS-15
4.045"	1.0, 1.0, 2.0mm File Fit	4050MS-112	4.125"	1.5, 1.5, 3.0mm File Fit	4130MS-15
4.050"	1.0, 1.0, 2.0mm File Fit	4055MS-112	4.130"	1.5, 1.5, 3.0mm File Fit	4135MS-15
4.055"	1.0, 1.0, 2.0mm File Fit	4060MS-112	4.135"	1.5, 1.5, 3.0mm File Fit	4140MS-15
4.060"	1.0, 1.0, 2.0mm File Fit	4065MS-112	4.140"	1.5, 1.5, 3.0mm File Fit	4145MS-15
4.065"	1.0, 1.0, 2.0mm File Fit	4070MS-112	4.145"	1.5, 1.5, 3.0mm File Fit	4150MS-15
4.070"	1.0, 1.0, 2.0mm File Fit	4075MS-112	4.150"	1.5, 1.5, 3.0mm File Fit	4155MS-15
4.075"	1.0, 1.0, 2.0mm File Fit	4080MS-112	4.155"	1.5, 1.5, 3.0mm File Fit	4160MS-15
4.080"	1.0, 1.0, 2.0mm File Fit	4085MS-112	4.160"	1.5, 1.5, 3.0mm File Fit	4165MS-15
4.090"	1.0, 1.0, 2.0mm File Fit	4095MS-112	4.165"	1.5, 1.5, 3.0mm File Fit	4170MS-15
4.100"	1.0, 1.0, 2.0mm File Fit	4105MS-112	4.250"	1.5, 1.5, 3.0mm File Fit	4255MS-15
4.120"	1.0, 1.0, 2.0mm File Fit	4125MS-112	4.280"	1.5, 1.5, 3.0mm File Fit	4285MS-15
4.125"	1.0, 1.0, 2.0mm File Fit	4130MS-112	4.310"	1.5, 1.5, 3.0mm File Fit	4315MS-15
4.130"	1.0, 1.0, 2.0mm File Fit	4135MS-112	4.320"	1.5, 1.5, 3.0mm File Fit	4325MS-15
4.135"	1.0, 1.0, 2.0mm File Fit	4140MS-112	4.350"	1.5, 1.5, 3.0mm File Fit	4355MS-15
4.140"	1.0, 1.0, 2.0mm File Fit	4145MS-112	4.375"	1.5, 1.5, 3.0mm File Fit	4380MS-15
4.145"	1.0, 1.0, 2.0mm File Fit	4150MS-112	4.390"	1.5, 1.5, 3.0mm File Fit	4395MS-15
4.150"	1.0, 1.0, 2.0mm File Fit	4155MS-112	4.440"	1.5, 1.5, 3.0mm File Fit	4445MS-15
4.155"	1.0, 1.0, 2.0mm File Fit	4160MS-112	4.500"	1.5, 1.5, 3.0mm File Fit	4505MS-15
4.160"	1.0, 1.0, 2.0mm File Fit	4165MS-112	4.530"	1.5, 1.5, 3.0mm File Fit	4535MS-15
4.165"	1.0, 1.0, 2.0mm File Fit	4170MS-112	4.560"	1.5, 1.5, 3.0mm File Fit	4565MS-15
4.170"	1.0, 1.0, 2.0mm File Fit	4175MS-112	4.600"	1.5, 1.5, 3.0mm File Fit	4605MS-15
4.175"	1.0, 1.0, 2.0mm File Fit	4180MS-112			
4.180"	1.0, 1.0, 2.0mm File Fit	4185MS-112	1.5mm, 1.5mm, 3.0mm Standard Tension Drop In Rings		
4.185"	1.0, 1.0, 2.0mm File Fit	4190MS-112	3.551"	1.5, 1.5, 3.0 mm Drop In	3551MS-15
4.245"	1.0, 1.0, 2.0mm File Fit	4250MS-112	3.937"	1.5, 1.5, 3.0 mm Drop In	3937MS-15
4.250"	1.0, 1.0, 2.0mm File Fit	4255MS-112	3.947"	1.5, 1.5, 3.0 mm Drop In	3947MS-15
4.255"	1.0, 1.0, 2.0mm File Fit	4260MS-112	4.000"	1.5, 1.5, 3.0 mm Drop In	4000MS-15D
4.260"	1.0, 1.0, 2.0mm File Fit	4265MS-112	4.030"	1.5, 1.5, 3.0 mm Drop In	4030MS-15D
4.265"	1.0, 1.0, 2.0mm File Fit	4270MS-112	4.040"	1.5, 1.5, 3.0 mm Drop In	4040MS-15D
4.270"	1.0, 1.0, 2.0mm File Fit	4275MS-112	4.055"	1.5, 1.5, 3.0 mm Drop In	4055MS-15D
4.280"	1.0, 1.0, 2.0mm File Fit	4285MS-112	4.125"	1.5, 1.5, 3.0 mm Drop In	4125MS-15D
			4.155"	1.5, 1.5, 3.0 mm Drop In	4155MS-15D
			4.600"	1.5, 1.5, 3.0 mm Drop In	4600MS-15D

Motorsport Ring Sets, Rails, & Expanders

Finish Bore	Description	Set Part Number	Finish Bore	Description	Set Part Number
.043", .043", 3.0mm Low Tension +.005" File Fit Rings			1/16, 1/16, 3/16" Standard Tension +.005" File Fit Rings		
3.766"	.043", .043", 3.0mm File Fit	3771MS-043	4.020"	1/16, 1/16, 3/16" File Fit	4025MS
3.776"	.043", .043", 3.0mm File Fit	3781MS-043	4.030"	1/16, 1/16, 3/16" File Fit	4035MS
3.786"	.043", .043", 3.0mm File Fit	3791MS-043	4.040"	1/16, 1/16, 3/16" File Fit	4045MS
4.010"	.043", .043", 3.0mm File Fit	4015ML-043	4.060"	1/16, 1/16, 3/16" File Fit	4065MS
4.020"	.043", .043", 3.0mm File Fit	4025ML-043	4.070"	1/16, 1/16, 3/16" File Fit	4075MS
4.025"	.043", .043", 3.0mm File Fit	4030ML-043	4.125"	1/16, 1/16, 3/16" File Fit	4130MS
4.030"	.043", .043", 3.0mm File Fit	4035ML-043	4.130"	1/16, 1/16, 3/16" File Fit	4135MS
4.035"	.043", .043", 3.0mm File Fit	4040ML-043	4.145"	1/16, 1/16, 3/16" File Fit	4150MS
4.040"	.043", .043", 3.0mm File Fit	4045ML-043	4.155"	1/16, 1/16, 3/16" File Fit	4160MS
4.045"	.043", .043", 3.0mm File Fit	4050ML-043	4.165"	1/16, 1/16, 3/16" File Fit	4170MS
4.050"	.043", .043", 3.0mm File Fit	4055ML-043	4.185"	1/16, 1/16, 3/16" File Fit	4190MS
4.060"	.043", .043", 3.0mm File Fit	4065ML-043	4.250"	1/16, 1/16, 3/16" File Fit	4255MS
4.065"	.043", .043", 3.0mm File Fit	4070ML-043	4.280"	1/16, 1/16, 3/16" File Fit	4285MS
4.070"	.043", .043", 3.0mm File Fit	4075ML-043	4.310"	1/16, 1/16, 3/16" File Fit	4315MS
4.080"	.043", .043", 3.0mm File Fit	4085ML-043	4.320"	1/16, 1/16, 3/16" File Fit	4325MS
4.125"	.043", .043", 3.0mm File Fit	4130ML-043	4.350"	1/16, 1/16, 3/16" File Fit	4355MS
4.130"	.043", .043", 3.0mm File Fit	4135ML-043	4.375"	1/16, 1/16, 3/16" File Fit	4380MS
4.140"	.043", .043", 3.0mm File Fit	4145ML-043	4.440"	1/16, 1/16, 3/16" File Fit	4445MS
4.150"	.043", .043", 3.0mm File Fit	4155ML-043	4.470"	1/16, 1/16, 3/16" File Fit	4475MS
4.155"	.043", .043", 3.0mm File Fit	4160ML-043	4.500"	1/16, 1/16, 3/16" File Fit	4505MS
4.165"	.043", .043", 3.0mm File Fit	4170ML-043	4.530"	1/16, 1/16, 3/16" File Fit	4535MS
4.185"	.043", .043", 3.0mm File Fit	4190ML-043	4.560"	1/16, 1/16, 3/16" File Fit	4565MS
			4.600"	1/16, 1/16, 3/16" File Fit	4605MS
			4.630"	1/16, 1/16, 3/16" File Fit	4635MS
.043", .043", 3.0mm Steel Low Tension +.005" File Fit Rings			1/16, 1/16, 3/16" Standard Tension Drop In Rings		
4.600"	.043", .043", 3.0mm File Fit	4605SL-043	4.000"	1/16, 1/16, 3/16 Drop In	4000MS
4.605"	.043", .043", 3.0mm File Fit	4610SL-043	4.030"	1/16, 1/16, 3/16 Drop In	4030MS
4.610"	.043", .043", 3.0mm File Fit	4615SL-043	4.040"	1/16, 1/16, 3/16 Drop In	4040MS
4.625"	.043", .043", 3.0mm File Fit	4630SL-043	4.060"	1/16, 1/16, 3/16 Drop In	4060MS
.043", .043", 3.0mm Steel Standard Tension +.005" File Fit Rings			4.080"	1/16, 1/16, 3/16 Drop In	4080MS
4.600"	.043", .043", 3.0mm File Fit	4605SS-043	4.125"	1/16, 1/16, 3/16 Drop In	4125MS
4.605"	.043", .043", 3.0mm File Fit	4610SS-043	4.145"	1/16, 1/16, 3/16 Drop In	4145MS
4.610"	.043", .043", 3.0mm File Fit	4615SS-043	4.155"	1/16, 1/16, 3/16 Drop In	4155MS
4.615"	.043", .043", 3.0mm File Fit	4620SS-043	4.165"	1/16, 1/16, 3/16 Drop In	4165MS
4.620"	.043", .043", 3.0mm File Fit	4625SS-043	4.185"	1/16, 1/16, 3/16 Drop In	4185MS
4.625"	.043", .043", 3.0mm File Fit	4630SS-043	4.250"	1/16, 1/16, 3/16 Drop In	4250MS
4.630"	.043", .043", 3.0mm File Fit	4635SS-043	4.280"	1/16, 1/16, 3/16 Drop In	4280MS
.043", 1.5mm, 3.0mm Standard Tension +.005" File Fit Rings			4.310"	1/16, 1/16, 3/16 Drop In	4310MS
4.125"	0.043", 1.5mm, 3.0mm File Fit	4130MS-1115	4.330"	1/16, 1/16, 3/16 Drop In	4330MS
4.130"	0.043", 1.5mm, 3.0mm File Fit	4135MS-1115	4.390"	1/16, 1/16, 3/16 Drop In	4390MS
4.135"	0.043", 1.5mm, 3.0mm File Fit	4140MS-1115	4.500"	1/16, 1/16, 3/16 Drop In	4500MS
4.140"	0.043", 1.5mm, 3.0mm File Fit	4145MS-1115	4.600"	1/16, 1/16, 3/16 Drop In	4600MS
4.160"	0.043", 1.5mm, 3.0mm File Fit	4165MS-1115	4.630"	1/16, 1/16, 3/16 Drop In	4630MS
4.165"	0.043", 1.5mm, 3.0mm File Fit	4170MS-1115			
4.185"	0.043", 1.5mm, 3.0mm File Fit	4190MS-1115	1/16, 1/16, 3/16" Low Tension +.005" File Fit Rings		
4.250"	0.043", 1.5mm, 3.0mm File Fit	4255MS-1115	4.030"	1/16, 1/16, 3/16" File Fit	4035ML
3.0mm Oil Ring Standard Tension Rails (8cyl)			4.040"	1/16, 1/16, 3/16" File Fit	4045ML
4.030"	3.0mm STD Tension Rails (16pcs)	4030-300R	4.045"	1/16, 1/16, 3/16" File Fit	4050ML
4.040"	3.0mm STD Tension Rails (16pcs)	4040-300R	4.060"	1/16, 1/16, 3/16" File Fit	4065ML
4.060"	3.0mm STD Tension Rails (16pcs)	4060-300R	4.125"	1/16, 1/16, 3/16" File Fit	4130ML
4.125"	3.0mm STD Tension Rails (16pcs)	4125-300R	4.135"	1/16, 1/16, 3/16" File Fit	4140ML
4.135"	3.0mm STD Tension Rails (16pcs)	4135-300R	4.145"	1/16, 1/16, 3/16" File Fit	4150ML
4.155"	3.0mm STD Tension Rails (16pcs)	4155-300R	4.155"	1/16, 1/16, 3/16" File Fit	4160ML
3.0mm Oil Ring Standard Tension Expanders (8cyl)			4.165"	1/16, 1/16, 3/16" File Fit	4170ML
4.030"	3.0mm STD Tension Expanders (8pcs)	4030-300S	4.310"	1/16, 1/16, 3/16" File Fit	4315ML
4.040"	3.0mm STD Tension Expanders (8pcs)	4040-300S	4.350"	1/16, 1/16, 3/16" File Fit	4355ML
4.050"	3.0mm STD Tension Expanders (8pcs)	4050-300S	4.375"	1/16, 1/16, 3/16" File Fit	4380ML
4.060"	3.0mm STD Tension Expanders (8pcs)	4060-300S	4.390"	1/16, 1/16, 3/16" File Fit	4395ML
4.125"	3.0mm STD Tension Expanders (8pcs)	4125-300S	4.500"	1/16, 1/16, 3/16" File Fit	4505ML
4.135"	3.0mm STD Tension Expanders (8pcs)	4135-300S	4.530"	1/16, 1/16, 3/16" File Fit	4535ML
4.145"	3.0mm STD Tension Expanders (8pcs)	4145-300S	4.560"	1/16, 1/16, 3/16" File Fit	4565ML
4.155"	3.0mm STD Tension Expanders (8pcs)	4155-300S	4.600"	1/16, 1/16, 3/16" File Fit	4605ML
4.165"	3.0mm STD Tension Expanders (8pcs)	4165-300S			
			Specialty Rings		
			3.662	1.2, 1.2, 2.0mm Drop In	3662MS-122

Motorsport Sport Compact & Diesel Ring Sets

Finish Bore	Description	Set Part Number	Finish Bore	Description	Set Part Number
Sport Compact Ring Sets			Diesel Ring Sets		
81.00 mm	1.0, 1.2, 2.8mm Drop In	8100MS-10	4.055"	DMAX 3.0K, 2.0, 3.0mm Steel DSL (8cyl)	4055MDK-D
81.50 mm	1.0, 1.2, 2.8mm Drop In (6cyl)	8150MS6-10	4.075"	DMAX 3.0K, 2.0, 3.0mm Steel DSL (8cyl)	4075MDK-D
81.25 mm	1.0, 1.2, 2.8mm Drop In	8125MS-10	4.095"	DMAX 3.0K, 2.0, 3.0mm Steel DSL (8cyl)	4095MDK-D
81.50 mm	1.0, 1.2, 2.8mm Drop In	8150MS-10	4.055"	DMAX 1/16, 2.0, 3.0mm Steel DSL (8cyl)	4055MDR
82.00 mm	1.0, 1.2, 2.8mm Drop In	8200MS-10	4.075"	DMAX 1/16, 2.0, 3.0mm Steel DSL (8cyl)	4075MDR
82.50 mm	1.0, 1.2, 2.8mm Drop In	8250MS-10	4.095"	DMAX 1/16, 2.0, 3.0mm Steel DSL (8cyl)	4095MDR
84.00 mm	1.0, 1.2, 2.8mm Drop In (6cyl)	8400MS-10-6	4.015"	CUMMINS B 5.9L (STD) DSL (1cyl)	S42170-STD
84.50 mm	1.0, 1.2, 2.8mm Drop In (6cyl)	8450MS-10-6	4.035"	CUMMINS B 5.9L (+020) DSL (1cyl)	S42170-020
83.00 mm	1.2, 1.2, 2.8mm Drop In	8300MS-12	4.055"	CUMMINS B 5.9L (+040) DSL (1cyl)	S42170-040
83.50 mm	1.2, 1.2, 2.8mm Drop In	8350MS-12	4.110"	FORD 7.3L (STD) DSL (1cyl)	S41768-STD
83.50 mm	1.2, 1.2, 2.8mm Drop In (6cyl)	8350MS6-12	4.130"	FORD 7.3L (+020) DSL (1cyl)	S41768-020
84.50 mm	1.2, 1.2, 2.8mm Drop In (6cyl)	8450MS6-12	4.170"	FORD 7.3L (+040) DSL (1cyl)	S41768-040
85.00 mm	1.2, 1.2, 2.8mm Drop In	8500MS-12	3.740"	FORD 6.0L (STD) DSL (1cyl)	S41940-STD
85.50 mm	1.2, 1.2, 2.8mm Drop In	8550MS-12	3.760"	FORD 6.0L (+020) DSL (1cyl)	S41940-020
86.00 mm	1.2, 1.2, 2.8mm Drop In	8600MS-12	3.780"	FORD 6.0L (+040) DSL (1cyl)	S41940-040
86.00 mm	1.2, 1.2, 2.8mm Drop In (6cyl)	8600MS6-12			
86.50 mm	1.2, 1.2, 2.8mm Drop In	8650MS-12	Diesel 1/16, 1/16, 3/16 (Steel Top) Ring Sets		
86.50 mm	1.2, 1.2, 2.8mm Drop In (6cyl)	8650MS6-12	4.015"	1/16, 1/16, 3/16" Steel Top File Fit (6cyl)	930044015-6
87.00 mm	1.2, 1.2, 2.8mm Drop In	8700MS-12	4.035"	1/16, 1/16, 3/16" Steel Top File Fit (6cyl)	930044035-6
87.00 mm	1.2, 1.2, 2.8mm Drop In (6cyl)	8700MS6-12	4.055"	1/16, 1/16, 3/16" Steel Top File Fit (6cyl)	930044055-6
87.25 mm	1.2, 1.2, 2.8mm Drop In	8725MS-12	4.213"	1/16, 1/16, 3/16" Steel Top File Fit (6cyl)	0197850213-6
87.25 mm	1.2, 1.2, 2.8mm Drop In (6cyl)	8725MS6-12	4.233"	1/16, 1/16, 3/16" Steel Top File Fit (6cyl)	0197850233-6
87.50 mm	1.2, 1.2, 2.8mm Drop In	8750MS-12	4.253"	1/16, 1/16, 3/16" Steel Top File Fit (6cyl)	0197850253-6
87.50 mm	1.2, 1.2, 2.8mm Drop In (6cyl)	8750MS6-12			
88.00 mm	1.2, 1.2, 2.8mm Drop In	8800MS-12	Diesel Individual Top Rings 2.0mm (DMAX Forged, old style)		
89.00 mm	1.2, 1.2, 2.8mm Drop In	8900MS-12	4.055"	2.0mm (STD) Steel Top Ring (1cyl)	929898955
92.00 mm	1.2, 1.2, 2.5mm Drop In	9200MS-12	4.075"	2.0mm (+020) Steel Top Ring (1cyl)	929898975
92.30 mm	1.2, 1.2, 2.5mm Drop In (6cyl)	9230MS6-12	4.095"	2.0mm (+040) Steel Top Ring (1cyl)	929898995
92.38 mm	1.2, 1.2, 2.5mm Drop In (6cyl)	9238MS6-12			
92.50 mm	1.2, 1.2, 2.5mm Drop In	9250MS-12	Diesel Individual Top Rings 1/16 (DMAX Forged, new style)		
92.50 mm	1.2, 1.2, 2.5mm Drop In (6cyl)	9250MS6-12	4.055"	1/16 AP SS (STD) Top Ring (1cyl)	930098655
92.76 mm	1.2, 1.2, 2.5mm Drop In (6cyl)	9276MS6-12	4.075"	1/16 AP SS (+020) Top Ring (1cyl)	930098675
93.00 mm	1.2, 1.2, 2.5mm Drop In	9300MS-12	4.095"	1/16 AP SS (+040) Top Ring (1cyl)	930098695
94.00 mm	1.2, 1.2, 2.5mm Drop In	9400MS-12	1.5mm Gas Nitrided Steel (GNS) Severe Duty Top Ring Sets (8cyl)		
95.50 mm	1.2, 1.2, 2.5mm Drop In	9550MS-12	4.280"	1.5mm GNS Top Ring File Fit	4280GNS-15T
96.00 mm	1.2, 1.2, 2.5mm Drop In	9600MS-12	4.310"	1.5mm GNS Top Ring File Fit	4310GNS-15T
99.50 mm	1.2, 1.5, 2.8mm File Fit	9950MS-12	4.320"	1.5mm GNS Top Ring File Fit	4320GNS-15T
99.75 mm	1.2, 1.5, 2.8mm File Fit	9975MS-12	4.350"	1.5mm GNS Top Ring File Fit	4350GNS-15T
100.00 mm	1.2, 1.5, 2.8mm File Fit	1000MS-12	4.375"	1.5mm GNS Top Ring File Fit	4375GNS-15T
			4.390"	1.5mm GNS Top Ring File Fit	4390GNS-15T
			4.440"	1.5mm GNS Top Ring File Fit	4440GNS-15T
			4.500"	1.5mm GNS Top Ring File Fit	4500GNS-15T
			4.530"	1.5mm GNS Top Ring File Fit	4530GNS-15T
			4.560"	1.5mm GNS Top Ring File Fit	4560GNS-15T
			4.600"	1.5mm GNS Top Ring File Fit	4600GNS-15T



Single Piston & Ring Ordering Instructions

Piston and Ring Singles are available from MAHLE Motorsport.
To confirm component part numbers please contact MAHLE Motorsport.

Single Piston Ordering Example For PowerPak Piston Set 930201285

Component	Part Number	Description	Quantity
Piston	930201285-1	SBC 1.000 x 4.185 FT 7CC 112MM Single	1
Pin	6457808	PIN 0.927 x 2.288 x 0.168W CH 118g	1
Clips	6441489	Circlip 0.927 x 1.6mm w/o tang	2
Single Ring	4190MS-112-1	4190MS-112 Single Cylinder Ring Set	1
Rail	9301923	Oil Support Rail 4.165 - 4.205 2mm	1

Single Ring Ordering Example For Ring Set 4030MS-112

Component	Part Number	Description	Quantity
Single Ring	4030MS-112-1	4030MS-112 Single Cylinder	1

Alloy Recommendations

2618 Alloy is for high horsepower applications that may have power adders or boost.

Alloy Features
Low Silicon Content
Highly Ductile
Higher Strength
High Horsepower
Turbocharged
Boost Applications

4032 Alloy is best utilized for a quieter running operation.

Alloy Features
High Silicon Content
Less Ductile
Low Expansion
Quiet Operation

Piston Ring Technology


MAHLE Motorsport PowerPak Rings are a technology leader with over 100 years of engineering achievement from MAHLE. The rings sets comprise of 9254 high alloy steel that create a material that can be depended on for the highest performance.

9254 High Alloy Steel Features

High Tensile Strength
Designed For High Horsepower Applications
Extended Fatigue Resistance
Increased Material Hardness

HV385 Ring Face Coating Features

Aerospace Inspired Application Process
Patented Blend Of Hard Self-Lubricating Metal & Ceramic Alloys
Improves Ring Face Wear



Ring Gap Instructions

Application	Top Ring (minimum)	Second Ring (minimum)	Oil Ring Rail	4.000 Bore Example Top, 2nd, Oil Rails
High Performance Street - NA	Bore x 0.0045"	Bore x 0.0050"	Min 0.015"	0.018", 0.020", Min 0.015"
Circle Track, Drag Racing - NA	Bore x 0.0050"	Bore x 0.0060"	Min 0.015"	0.020", 0.024", Min 0.015"
Nitrous up to 200hp (25HP/cyl)	Bore x 0.0060"	Bore x 0.0060"	Min 0.015"	0.024", 0.024", Min 0.015"
Nitrous Race 200hp+ (25HP/cyl)	Bore x 0.0070"	Bore x 0.0070"	Min 0.015"	0.028", 0.028", Min 0.015"
Turbo / Supercharger	Bore x 0.0060"	Bore x 0.0060"	Min 0.015"	0.024", 0.024", Min 0.015"
Turbo / Supercharger Race	Bore x 0.0070"	Bore x 0.0070"	Min 0.015"	0.028", 0.028", Min 0.015"
Diesel - Turbocharged	Bore x 0.0060"	Bore x 0.0055"	Min 0.015"	0.024", 0.022", Min 0.015"

NOTE: The second ring gap recommendations have continued to change over the years. Current recommendations are such that the 2nd ring gap is larger than the top rings for most applications. Testing has proven that a larger second ring gap increases the top ring's stability allowing for a better seal. This larger "escape" path prevents inter-ring pressure from building up and lifting the top ring off the piston allowing combustion to get by. Many engine builders have reported lower blow-by and horsepower gains at the upper RPM ranges with the wider second ring gaps. Also, almost every new car made is using this inter-ring pressure reduction method to lower blow-by and emissions and to increase engine output. Additionally, and for these reasons, these ring gap recommendations are to be considered minimums, and some kits will come with larger gaps than the minimum listed in the table directly out of the box.

PROPER RING INSTALLATION

Top ring: If there is a dot (pip mark) or a laser etching (commonly etched as "TOP" or the MAHLE logo, or a number designator) on one of the flats of the top ring, this marking is indicating the top of the ring. Typically, if there is a bevel on the ID of the top ring, the bevel should be facing up toward the top of the piston.



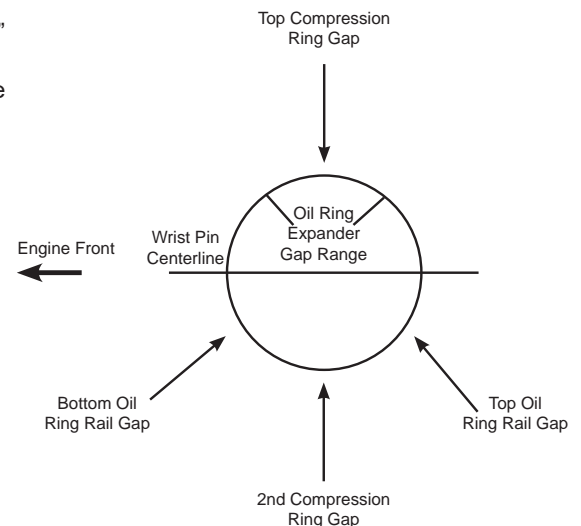
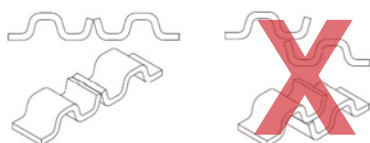
2nd Ring: If there is a dot (pip mark) or a laser etching (commonly etched as "TOP" or the MAHLE logo, or a number designator) on one of the flats of the top ring, this marking is indicating the top of the ring. Typically, if there is a bevel on the ID of the 2nd ring, the bevel should be facing down toward the bottom of the piston. Any marking indicating the top of the piston ring supersedes the location of the ID bevel of the ring.



Oil Ring - may be either 2 piece or 3 piece design:

2 Piece Instructions: Remove the coil spring from the oil ring and place the coil spring in the groove, noting the location of the coil spring joint. Install the oil ring in the ring groove; the oil ring gap must be assembled opposite (180 degrees) to coil spring joint.

3 Piece Instructions: Place the expander in the groove, ensure the ends are butted against each other. Position the expander ends in the desired orientation on the piston, an image of the recommended installation location is provided in the Proper Ring Alignment section. Install the lower steel ring, the ring end gap must be approximately 90° to 120° left from the expander edges. Install the upper steel ring observing the same distance for the right side. After ring installation, check if oil ring set can move freely without binding. Important: expander ends must not overlap.



MAHLE

Motorsport

WWW.MAHLEMOTORSPORTS.COM

MAHLE Motorsport
270 Rutledge Rd., Unit C
Fletcher, North Carolina 28732
Phone 888-255-1942
Fax 828-650-0819

MMS1 RE. 10/21